

FINNEY COUNTY FAIR

Stars, Stripes, & Summer Nights



2023 Fair Book

Finney County Commissioners

Lon E. Pishny, District 1

Dave Jones, District 2

Duane Drees, District 3

Gerry Schultz, District 4

Larry C. Jones, District 5

Finney County Fairboard

Tiffany Harmon, President

Roxanne Lansink, Vice President

Carole Fry, Treasurer

Deann Gillen, Secretary

Bill McNeill, Ex-Officio

Kyle Deaver

George Frey

Jessica Dorsey

Brian Sherwood

Kasey Robinson

Skeeter Johnson

Stephanie Wildeman, Fair Secretary

West Plains Extension District Finney County

Jennifer Gerber

Bill McNeill

Sara Gleason

Jeremy Gigot

Finney County Office Staff

Janet Harkness, 4-H Agent

Jennifer LaSalle, Family & Consumer Science Agent

Anthony Reardon, Horticulture Agent

Renee Tuttle, Agriculture Agent

Tabitha Whitten, Office Director/ 4-H Assistant

FINNEY COUNTY FAIR ENTRY PROCESS

Entry Deadlines:

Tuesday, July 11th is the deadline for livestock stalls, waivers, insurance and proof of YQCA certification. (4-H & Open Class). Livestock Insurance will be required and purchased through the Extension Office, payable to the “Finney County 4-H Council.” If livestock insurance is declined, a waiver must be signed and turned by entry deadline. A stall map will be created with the information through FairEntry. All exhibitors must complete a livestock waiver with their entry. YQCA certificate will need to be brought in or emailed on or before July 12th. Without a certificate you can NOT show at the Finney County Fair.

Tuesday, July 4th is the deadline for entries for the following 4-H projects: photography consultation judging, food & nutrition consultation judging, clothing construction & fashion revue, fiber arts, arts & crafts consultation, demonstrations & illustrated talks.

4-H Entry Process:

1. Go to the following FairEntry website: <https://finney-county.fairentry.com>.
2. You should see the “2023 Finney County Fair” text and logo on the main page.
3. Log-in using your 4-HOnline username and password. There will be a separate log-in screen for users who already have a 4-HOnline profile. (Contact the Finney County Extension Office if you forgot your password or need help logging in).
4. Once successfully logged in, follow the steps on the screen to make your entries in each department.
5. If entering in both 4-H & Open Class, you can make all entries once you log-in.

Helpful Hints:

“4-H Static” includes the following project areas: Cloverbuds, Demos/Talks, Educational Displays, Energy Management, Forestry, Geology, Entomology, Home Environment, Photography, Shooting Sports, Space Tech, Visual Arts & Crafts, and Woodworking.

Open Class Entry Process:

1. Go to the following FairEntry website: <https://finney-county.fairentry.com>.
2. You should see the “2023 Finney County Fair” text and logo on the main page.
3. Create a FairEntry profile. All exhibitors are required to enter the mandatory contact information. This profile can be re-used for future fairs, so please remember to write your username and password down.
4. Once successfully logged in, follow the steps on the screen to make your entries in each department.

Helpful Hints:

“Open Class Static” includes the following areas: Educational Displays, Photography, Shop Exhibits, Space Tech, and Woodworking

Pre-entries are NOT required for open class exhibitors, but are HIGHLY RECOMMENDED.

Pre-entries will make the check-in process a lot easier.

Table of Contents

ENTRY PROCESS	pg. 2
SPECIAL NOTES	pg. 5
BUILDING HOURS	pg. 5
<u>RULES AND REGULATIONS</u>	
General Rules & Regulation	pg. 6-8
General Livestock Rules	pg. 9-11
Unauthorized Mobile Transportation	pg. 12
Kansas 4-H Code of Conduct	pg. 13
4-H/FFA/FCCLA General Rules	pg. 14-16
Finney County Emergency Guidelines	pg. 17-18
<u>DEPARTMENTS</u>	
Barn Quilts	pg. 19
4-H Cloverbuds	pg. 19
Beef	
4-H/FFA	pg. 20-22
Open	pg. 22-24
Boy Scouts	pg. 25-26
Carcass Show (4-H/FFA)	pg. 27
Clothing Construction & Textiles	
4-H	pg. 28-29
Open	pg. 29-31
Crop	
4-H	pg. 32-33
Open	pg. 33-34
Dairy Market Beef	
4-H/FFA	pg. 34-35
Dairy Cattle & Goats	
4-H/FFA	pg. 35
Open	pg. 36
4-H Communications	pg. 36
Duct Tape – Open	pg. 37
Educational Displays, Notebooks & Posters	
4-H	pg. 37-39
Open	pg. 39-40
Energy Management (Electric/Electronics/Small Engines)(4-H)	pg. 40-42
Entomology	pg. 42-44
Fashion Revue (4-H)	pg. 44-45
Fiber Arts (Crochet, knitting, patchwork, quilts) (4-H)	pg. 45-47
Flowers	
4-H/FFA	pg. 47-49
Youth Open	pg. 50-52
Adult Open	pg. 52-55
Food & Nutrition	
4-H	pg. 55-57
Open	pg. 58-61

Food Preservation	
4-H	pg. 62-63
Open	pg. 63-65
Forestry (4-H)	pg. 65-66
Garden - Vegetables & Fruits	
4-H / FFA	pg. 66-68
Open	pg. 69-71
Geology/ Lapidary (4-H)	pg. 72-74
Girl Scouts	pg. 74-75
Goats (Meat & Breeding Meat)	
4-H / FFA	pg. 75-77
Open	pg. 77-78
Home Environment (4-H)	pg. 78
Horses	
4-H / FFA	pg. 79-81
Open	pg. 81-83
Models & Interlock Blocks (Open)	pg. 83
Pet Show	
4-H	pg. 83-85
Open	pg. 85-86
Photography	
4-H	pg. 86-88
Open	pg. 89-93
Poultry	
4-H	pg. 93-94
Open	pg. 94-96
Rabbits	
4-H	pg. 96-98
Open	pg. 98-99
Sheep	
4-H / FFA	pg. 99-100
Open	pg. 100-101
Shooting Sports (4-H)	pg. 101
Shop Exhibits (Open)	pg. 102
4-H / FFA STEM -Ag Mechanics (welding), Interlocking blocks, Astronomy, Rocketry, Robotics	
4-H	pg. 102-108
Open	pg. 108-110
Supreme Showman (4-H / FFA)	pg. 110-111
Swine	
4-H / FFA	pg. 111-112
Open	pg. 113-114
Visual Arts & Crafts	
4-H	pg. 114
Open	pg. 115-117
Southwest Kansas Juried Art Exhibit	pg. 117
Wildlife & Sportfishing (4-H)	pg. 117-118
Woodworking	
4-H	pg. 118-119
Open	pg. 119

FINNEY COUNTY FAIR SPECIAL NOTES

ALL DATES ARE MONDAY, JULY 17 – SUNDAY, JULY 23

UNLESS OTHERWISE NOTED

SPECIAL NOTES:

- Many dates and check in forms have changed, be sure to use 2023 forms only for all areas.
- **Parking: For safety reasons, there will be designated areas for parking. Violators will be towed.**
- All ATV/Golf Carts must be registered at the Finney County Extension Office and exhibit a permit. All drivers MUST have a valid driver's license.
- Age divisions are as follows:
 - ◇ 4-H, FFA and FCCLA
 - ◇ Open Class Youth (6 years of age and under)
 - ◇ Open Class Youth (Junior: 7-9; Intermediate 10-13; Senior 14-18)
 - ◇ Open Class Adults (19 years & older)

ENTRIES:

- **All 4-H & Open Class** entries will be done online. Please see page 3 for entry instructions.
 - ◇ Livestock entries & waiver are due **Tuesday, July 11th.**
 - ◇ Rabbit/poultry entries are due **Tuesday, July 11th.**
- **4-H Exhibits:** Clothing, Fashion Revue, Fiber Arts, Photography, Visual Arts & Crafts, Foods & Nutrition and requests for display space are due **Tuesday, July 4th.**
- **Horses:** 4-H & Open Horse entries and horse waivers are due **Tuesday, July 11th.**

PAYOUTS:

- Ribbon premium checks will be available for ALL exhibitors at the Finney County Extension Office on or after August 18th.
- Checks that are not picked up within 90 days after the completion of the fair will be voided and all monies/prizes will be forfeited.
- Floor Checks will be written on or after August 7th.
- Premium auction checks will be picked up by the 4-Her when delivering their thank you to the business that purchased their animals.
- Carcass checks will be paid out to the 4-Her when the money has been received.
- 4-H premium payout: Static Exhibits- Blue \$3.00, Red \$2.00, White \$1.00
- 4-H Premium payout: Livestock – Blue \$5.00, Red \$3.00, White \$1.00
- Open Class payout will pay: Static exhibits – 1st place - \$3.00, 2nd place- \$2.00, 3rd place - \$1.00.
- Open Class payout will pay: Livestock Exhibits – 1st Place- \$5.00, 2nd place- \$3.00, 3rd place - \$1.00

BUILDING HOURS:

Buildings will be open to the public during the following hours of the fair:

Wednesday – Saturday:
10 am- 9 pm

Sunday
9 am – 11 am

FINNEY COUNTY FAIR GENERAL RULES AND REGULATIONS

The following rules are prescribed by the Finney County Fair Board for the operation of the Finney County Fair. The Fair Board reserves the right to interpret these rules and regulations and arbitrarily settle all questions arising in connection with the fair.

EXHIBITOR NUMBERS

1. All exhibitors will be assigned a unique exhibitor number that must appear on all entries.
2. Exhibitors will use their assigned numbers for any Open Class Exhibits.
3. 4-H members will use their 4-H exhibitor number on all entries including those exhibited in open class.
4. Exhibitor numbers can be obtained prior to the fair using FairEntry. All entries will be made using faireentry.com.
5. Failure to put the exhibitor number on the entry cards may forfeit or delay payment of premiums.

CLASS NUMBERS

1. Each class has been assigned a unique number. That number must appear on all exhibit cards.
 - a. 4-H, FFA, and FCCLA classes all use numbers in the 1000 series.
 - b. Open class numbers use numbers in the 3000 series.
Exceptions: Boy Scouts use numbers in the 4000 series. Girl Scouts use numbers in the 5000 series. Youth flowers use numbers in the 2000 series.

ENTRIES

1. Any fees required for entry will be collected at the Extension Office.
2. Entries for all classes must be made using the FairEntry online fair management system. Please see page 3 for entry instructions.
 - a. Divisions are:
 - 4-H, FFA and FCCLA - Classes are: (Junior: 7-9, Intermediate 10-13, Senior 14-18)
 - Open Class Youth (6 years of age and under)
 - Open Class Youth (Junior: 7-9; Intermediate 10-13; Senior 14-18)
 - Open Class Adults (19 years & older)
3. Age will be determined by day of entry for open class youth.
4. All 4-H youth will use their 4-H age (as of Jan. 1) for 4-H exhibits.
5. Youth and Adult Open Class entries will be judged separately.
6. Articles must be entered with exhibit card attached. DO NOT separate entry cards.
7. Exhibitors should carefully note special rules for departments in which their entries are made.
8. Youth and Adult Open Class exhibitors may include non-county residents. Exhibitors in the 4-H/FFA/FCCLA division must be members of Finney County 4-H Clubs and/or Finney County FFA/FCCLA Chapters.
9. Exhibits are to be the work of the exhibitors where mechanical or hand skill is required; the grower where crops or garden exhibits are entered; the owner and feeder where livestock exhibits are entered; and the result of current year's work.
10. The same exhibit may not be shown in both 4-H/FFA/FCCLA and Open Class, unless stated in the rules for each department.

11. Exhibitors shall be responsible for keeping exhibits, exhibit buildings and adjacent areas clean under the supervision of department superintendents.
12. See individual departments for entry times.

JUDGING

13. The Danish Award system will be used in the 4-H/FFA division. The Danish System of placing exhibits is a rating of a blue, red or white award for every exhibit. The standard for each exhibit is established by the characteristics of the ideal product in each category at the judge's discretion.
Blue - Excellent quality Red - Good quality White - Acceptable quality
14. The Danish Award System will be used in Open Class judging. The Danish System of placing exhibits is a rating of a blue, red or white award for every exhibit. Exhibitors will be paid for 1st, 2nd and 3rd place only. This applies to each class within the division.
15. A judge at his/her discretion may withhold any or all ribbons if the entry or animal is not worthy of award.
16. Champion ribbons may be awarded if there are more than three in the class, or where the judge determines the exhibit is of outstanding quality. In all divisions, an exhibit must have received a blue ribbon in order to be named a Champion or Reserve Champion.
17. **Any person attempting to interfere with or stalk the judges or who publicly voices disapproval of the judges' decision shall forfeit any awards won.**

DRESS CODE

18. Activity Expectations: Offensive and inappropriate clothing will not be allowed including: any clothing that exposes the midriff, back or cleavage. Undergarments must be 'undergarments' and are not to be seen. All youth exhibitors are expected to dress appropriately during judging at the Finney County Fair, as representatives of 4-H & FFA.

PROTESTS

19. Judges decisions are final, subject to protest. All protests must be made in writing to the Fair Secretary, setting forth the grounds for protest. Such protests must be filed by 12:00 noon, last day of the fair. In the event an immediate decision needs to be made dealing with a protest, the protest may be delivered to the Fair Board president and a grievance committee will convene based on a timeline decided by the president.
20. A grievance committee made up of any five Fair Board members, with the aid of the department superintendent, will decide the outcome of a protest. This decision will be final.

LIABILITY OF EXHIBITORS

21. Management is not responsible for accidents, fire or theft of neither exhibits, nor injuries to persons. Exhibits shall be displayed at owner's risk.
22. Nothing shall be sold or given away by exhibitors, which shall conflict with the operation of concessions.
23. Use of fireworks or sparklers is prohibited on the Finney County Fairgrounds.
24. Possession of any illegal firearms, weapons and illegal drugs on the Finney County Fairgrounds is prohibited.

ELECTRICAL SAFETY RULES

25. Electrical safety is everyone's responsibility:
- A. All electrical switches, plugs, cords, insulators and ground wires must be undamaged.
 - B. Only UL approved double insulated and/or grounded cords and devices are allowed.
 - C. Extension cords must be plugged into a GFCI outlet or GFCI equipped device.
 - D. All unprotected electrical wires must be kept out of the reach of children and animals. Out of reach is defined as 6' above ground.
 - E. All electrical wires within the reach of animals or children must be protected.
 - F. One animal and two persons will be permitted in designated grooming stations.
 - G. Do not overload circuits. Watch for signs of overheated outlets, cords, and switches.
 - H. Conduct a thorough inspection before each major event. Follow electricians' instructions.
 - I. Water and electricity do not mix. Unplug devices that become damp, wet, or damaged.
 - J. Report any unsafe condition, practice, and any violation of these guidelines immediately to a superintendent or Fair Board member.

Electrician certifies, with inspection and signature, that they have completed the electrical safety inspection and made necessary power connections for the events daily. If a problem is noted by the electrician, the equipment will be removed from the building.

RELEASE OF EXHIBITS

26. All exhibits shall be released according to the release schedule determined by the Fair Board. All exhibits will be released at 11:00 am. Sunday July 23, 2023
27. Any exhibits left after 12:30pm on Sunday are left at owner's risk and may be discarded.
28. Exhibitors shall forfeit any awards due to violation of the above rules or for early removal of exhibits.

ALCOHOL AND ILLEGAL SUBSTANCES

29. No alcohol beverages shall be consumed on the fairgrounds unless a designated area is established. The use of illegal substances is strictly forbidden on the fairgrounds.

COMPLAINT OR SUGGESTIONS

30. If you have a complaint or suggestion about the fair, then you need to fill out a form that will be available around the fairgrounds or the fairboard office.

GENERAL LIVESTOCK RULES

1. See General Rules and Special Rules under each department
2. All Market Livestock must be tagged with an official state 4-H tag and scrapies tag before or on May 1st to be eligible to show at the Finney County Fair.
3. Tagging dates for the Beef – April 16th with rate of gain weigh in at this time.
4. Tagging dates for the small animals- April 15th with rate of gain weigh in at this time.
5. If for some reason you can't make these weigh dates you will have to schedule an appointment with the Extension agent. A livestock superintendent and agent will need to be present time of tagging.
6. If you do not want to participate in the rate of gain then you do not have to weigh your animals.
7. All exhibitors must complete the following forms in Fair Entry by July 11th to show at the Finney County Fair. Forms can be found on Fair Entry.
 - Finney County Fair 4-H, FFA/ FCCLA Livestock Declaration (one per household)
 - Finney County Fair 4-H, FFA/ FCCLA Livestock Waiver (one per exhibitor)
 - Finney County Fair 4-H, FFA/FCCLA Code of Conduct (one per exhibitor)
8. ALL YOUTH SHOWING LIVESTOCK – must complete and turn in YQCA Certification by July 11th. Failure to do so will result in not being able to show at the Finney County Fair.
9. LIVESTOCK INSURANCE is required for each animal showing and stalling at the Finney County Fair and must be paid by the deadline. If insurance is declined then a waiver will be required to be signed by the entry deadline.
10. Market Beef and Market Heifer being tagged for the Kansas State Fair and Kansas Junior Livestock Show need to be tagged and DNA envelopes postmarked and entered online on May 1st.
11. Heifers, Goat, Sheep and swine being tagged for the Kansas State Fair and Kansas Junior Livestock Show needs to be tagged and DNA envelopes postmarked and entered online on June 15.
12. Family nominations may ONLY include and be completed by the immediate family members for Kansas State Fair and Kansas Junior Livestock Show.
13. All 4-H/ FFA/ FCCLA and Open Class livestock must be pre-entered via FairEntry or to the Finney County Extension Office by the specified deadlines. Double check that ALL information about livestock is entered and is correct. Incorrect information can lead to class set-up problems, and more.
14. All 4-H and FFA livestock will be stalled on the fairgrounds unless otherwise designated by specific species. The Fair Board secretary will create a stall map from the entries entered in Fair Entry by species and clubs. A tack pen will be shared between clubs not families. The Livestock Superintendents and agents will review and post. Changes need to be approved by an agent and Fair Board members.
15. No beef blocking chutes or blocking tables will be in the West Pavilion.
16. All Open class Sheep, Goats, and Swine must be stalled on the fairgrounds except for Beef and Dairy.
17. Market animals (Beef, Goats, Sheep & Swine) must be checked –in and weighed at times specified in the schedule. Breeding Animals must also be checked in but weighing is optional.
18. Vet check is MANDATORY for all sheep and goats. Vet check will be located out North of the West Pavilion. All sheep and goats will be vet checked before they can enter the West Pavilion to be weighed and check in.
19. Animals with active lesions or warts, ringworm, pinkeye, sore moth, club lamb fungus, or mange will not be permitted to exhibit. Kansas is brucellosis, pseudo rabies and tuberculosis free so no test for these diseases will be required for livestock originating within the state.
20. All male market animals must be castrated and healed.

21. The livestock superintendent is authorized to refuse livestock showing signs of disease, or deemed for any other reasons to be dangerous to other animals or to the general public. A licensed veterinarian shall inspect all entries if necessary and his/her orders shall be final.
22. **All exhibitors will be required to bring their own bedding.**
23. Bedding: WHITE PINE chips must be used for swine. Beef will be bedded on sand, no wood chips or straw. Sheep and goats may use RED CEDAR or WHITE PINE bedding.
24. Exhibitors are required to maintain livestock areas, and their animals. Areas and animals should be maintained in a clean and professional manner. Exhibitors failing to comply with the expectation will forfeit all premiums, including the opportunity to participate in the Premium Auction.
25. All livestock will be on display in the barns each day and may not leave the fairgrounds without Livestock superintendent and Fair Board approval.
26. All exhibitors will be required to complete a drug release/waiver form to be turned in at the time of entry.
27. Drenching or Tubing: Any liquid or substance not considered part of a normal diet for livestock shall not be used while drenching. Otherwise, the animal will be disqualified from the fair show. This applies to all species (4-H/FFA/Open – Beef, Sheep, Swine & Goats).
28. Market Animals: Drug Label Withdrawal: It is unethical and in most cases, even unlawful, to administer (injection or oral) drugs to livestock, within the drug label 20-30 days of slaughter. Drugs: (tranquilizers, pain killers, antibiotics, diuretics, steroids or other foreign substances that have a withdrawal time) will not be allowed unless deemed necessary and administered by designated fair veterinarian. The designated livestock superintendents and designated Fair Board committee will monitor the individual situation. Market animals receiving drugs will not be allowed to be sold to the floor buyer for slaughter. Please do not put someone's life in jeopardy.
29. At the discretion of a consensus of the livestock superintendents and a minimum of three Fair Board members, any animal deemed to be unruly or not accustomed to being handled or around people, will be disqualified from exhibit and required to be removed from the fairgrounds. Failure to comply could disqualify the exhibitor from all competition.
30. Each exhibitor must groom his or her own animals and may use only the assistance of an immediate family member (mother, father, legal guardian, grandparents, brother or sister) or another 4-H or FFA member who is a livestock exhibitor in Finney County. If you are caught not following this rule you will be subject to no sell in the premium auction. (THIS WILL BE STRICTLY ENFORCED).
31. The number of entries in the livestock departments will be guided by individual department rules.
32. Class size– There must be 3 or more animals in a class to be considered a class.
33. Breeding animals cannot show in both breeding and market show.
34. Animals will be weighed only one time. All weights are final and not subject to change.
35. All livestock exhibitors must personally show their OWN animal(s) for the sale through the Premium Auction **and must be present to sell!!! EXCEPTION** will be by special permission granted by at least three Fair Board members then the owner will need to be present in the building during the auction. Any exception to the above rule must be approved by ALL Fair Board members.
36. All livestock exhibitors are encouraged to enter in showmanship. Ribbons and premiums will be awarded as in other classes. Animals shown in fitting and showing classes must be entered in a 4-H/FFA division class for judging. Exhibitor must exhibit his/her own animal.

1. Judges will consider:

Preparation of animals for show

- a. condition of feet
- b. washing and cleanliness

Showing of animal and exhibitor appearance

- a. control of animal by exhibitor
- b. poise and collectiveness
- c. skill of showing
- d. ability to stand, move or show the animal as requested by judge.
- e. Knowledge of your specie.

37. No animals will be permitted to leave the fairgrounds before their species is checked out by the superintendent, after Sunday Awards. The only exception will be for health reasons and approved by the Fair Board and livestock superintendent.
38. **All animals which are sold in the premium auction will have the 4-H tag cut out and can no longer be showed in Kansas for this is a non terminal sale. Any animal that is showed in the market shows are eligible to go through the sale ring. Breeding animals are not allowed to sell. If the animal you are selling is eligible for the carcass show then it will go there, if you choose to not take home then there will be a floor for other animals.**
39. The Overall Grand Champion Market Beef, Sheep, Swine, and Meat Goat will have the opportunity to attend the Tri-State Royal "Champion of Champions" Show in Goodland, Kansas in August. Youth will be allowed to collect premium money for their champion specie then be non-terminal to attend the show. It is the responsibility of the owner to notify the superintendent before the premium sale that the animal will go on to the Tri- State Royal. At that time photos and any other identification will be taken of the animal. Immediately after the Tri-State Royal, it is the responsibility of the owner to contact the superintendent and to make arrangements for the tags to be cut out. This animal will NOT be eligible to show at the Kansas State Fair or Kansas Junior Livestock Show having gone through the premium auction (as per Kansas 4-H Policy Guide). By choosing to attend the Tri-State Royal, the animal will forfeit competition in the carcass contest. Should the Grand Champion choose to not move on, the same rules will apply to the Reserve Champion of that specie. Only Overall Grand & Reserve Champion animals are eligible to show in the Tri-State Royal.
40. Any 4-H exhibit sold at public auction or by private contract is not eligible to be exhibited at the Kansas State Fair or Kansas Junior Livestock Show. Public auction includes: premium sale, ribbon auction, or similar event. If the project is sold, regardless of ownership changes, on the date of the transaction the 4-H member has given up the right to exhibit that specific animal or product in the future. In the case of livestock, market animals sold are ineligible to be shown as breeding animals in the future. (Per Kansas 4-H Youth Development Policy Guide).
41. No oil, powder, or other treatments which interfere with packer dressing of carcasses is permitted.
42. Only market animals qualify for the Carcass show.

UNAUTHORIZED MOBILE TRANSPORTATION

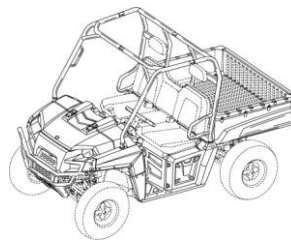

This is a major insurance liability!!

All non-street legal vehicles, motorcycles, four wheelers and other mobile transportation are prohibited on the fairgrounds.

All drivers MUST have a valid driver's license. This is a legal liability and part of our insurance policy. Application for Authorization on Mobile Transportation units is available in the Fair Office or the Extension Office.

The Finney County Fairboard, West Plains District and the County of Finney County are not reliable for any damage to a golf cart or ATV.

YES- All drivers MUST have a valid driver's license. DRIVE SLOWLY AND SAFELY



NO - Due to insurance liability all other motorized vehicles such as motorcycles, and four wheelers will be prohibited.



Warning

Under Kansas law, there is no liability for an injury to or the death of a participant in domestic animal activities resulting from the inherent risks of domestic animal activities, pursuant to K.S.A. 60-4001 through 60-4004. You are assuming the risk of participating in this domestic animal activity.

Inherent risks for domestic animal activities include, but shall not be limited to:

- 1) The propensity of a domestic animal to behave in ways i.e., running, bucking, biting, kicking, shying, stumbling, rearing, falling or stepping on, that may result in an injury, harm or death to persons on or around them;
- 2) The unpredictability of a domestic animal's reaction to such things as sounds, sudden movement and unfamiliar objects, persons or other animals;
- 3) Certain hazards such as surface and subsurface conditions;
- 4) Collisions with other domesticated animals or objects; and
- 5) The potential of a participant to act in a negligent manner that may contribute to injury to the participant or others, such as failing to maintain control over the domestic animal or not acting within such participant's ability.

KANSAS 4-H CODE OF CONDUCT

As a participant in the Kansas 4-H program, you have the responsibility of representing Kansas 4-H to the public. You are expected to conduct yourself in a manner that will bring honor to you, your family and 4-H. To do that, you must:

1. Conduct yourself and your project work in a manner that is trustworthy, respectful, responsible, fair, caring and in good citizenship.
2. Be responsible for your actions by following the rules and being accountable. This includes being in assigned program locations/sessions, abiding by deadlines, time and housing arrangements. If you are unable to participate or need assistance, notify those in charge of the event/program.
3. Treat yourself, other people, animals, property with respect, using good manners, dressing appropriately and by not using profanity. You will be personally responsible for any damage caused as a result of your behavior.
4. Know that use of tobacco, alcohol, and non-prescribed drugs by youth is illegal.
5. Demonstrate caring for people other than yourself. Know that harassment of any type is illegal and prohibited at all 4-H events.
6. Be a good citizen by participating fully, and helping those around you have positive experiences.
7. Use technology and social media in safe and appropriate ways for the good of the 4-H Youth Development programs.

4-H / FFA / FCCLA GENERAL RULES

1. Each 4-H Club member must attend 4 club meetings per year to be eligible to participate in the Finney County Fair. Attendance will be verified with Club Leader.
2. Each 4-H Club member is encouraged to make at least one exhibit of his or her current project work.
3. All exhibits must be the result of the current year's project work. Youth must be enrolled in any project they exhibit at the fair in the 4-H/FFA/FCCLA Division.
4. Entries for all classes must be made using FairEntry. 4-H Members can log-in to <https://finney-county.fairentry.com> using their 4-HOnline log-in. Please contact the Extension Office for assistance. All sections of the entry must be filled out before department superintendents will accept entries. Some exhibits also require additional labels. See departments for guidelines.
5. You no longer need to fill in a stall reservation form. Stall maps will be created with the information through FairEntry. You will need to bring your own wood chips for the stalls.
6. All exhibits MUST be in place by entry closing time set for each department. Refer to each department for the date and time entries must be in place.
7. Two exhibits per class are permitted except where otherwise designated.
8. In all 4-H/FFA/FCCLA classes the age of the exhibitor will be as of Jan. 1 of the current year.

Divisions are divided are:

Cloverbud	Ages 5 and 6
Junior	Ages 7, 8, and 9
Intermediate	Ages 10, 11, 12, and 13
Senior	Ages 14, 15, 16, 17 and 18

9. All 4-H/FFA/FCCLA exhibits will be judged through consultation judging. Consultation judging is a process that allows the judge to visit with the exhibitor about the project work completed that year. Parents are encouraged to observe the process. 4-H'ers in the Clothing, Foods, Demonstration Contest, Fashion Revue, Fiber Arts, and Visual Arts & Crafts will receive a judging schedule prior to the fair. Other exhibitors will sign up for a consultation judging time when they enter their exhibit. Judges in the livestock projects will visit with the entire group of exhibitors as the projects are being judged.

AWARD SYSTEM

1. The Danish Group Award system of making awards will be used for all 4-H exhibits. The Danish System of placing exhibits is a rating of blue, red or white awards. The standard for each exhibit is established by the characteristics of the ideal product in each category.
Blue - Excellent Quality Red - Good Quality White - Acceptable quality
2. The Danish Award System will also be used in Open Class judging. This applies to each class within the division. The Danish System of placing exhibits is a rating of 1st place- blue, 2nd place – red and 3rd place – white. Paying \$3.00, \$2.00 and \$1.00.
3. A minimum of three exhibits is required before a champion is awarded except when judge determines exhibit is of outstanding quality.

STATE FAIR

1. Outstanding 4-H exhibits in each class except market livestock will be selected to represent Finney County at the Kansas State Fair. Performance and Showmanship State Fair horse entries are selected at the District Horse Show. See the Finney Extension Office for State Fair entry dates and appropriate entry fees.
2. All 4-H members selected for State Fair who are 9 years of age by Jan. 1 of current year may exhibit in the State Fair where classes are available. Check the State Fair Book for rules, and requirements for particular classes.

LIVESTOCK PREMIUM AUCTION

3. A breakfast will be served for the livestock buyers.
4. The livestock auction will be held on Saturday morning.
5. Beef, sheep, swine, and meat goat market entries are eligible for the auction. ALL LIVESTOCK GOING THROUGH PREMIUM AUCTION MUST BE MARKET. All animals which are sold in the premium auction are eligible to be taken home, carcass show (if selected) or can be put on the floor truck. All animals going through the premium will have the tags cut out by the superintendents before they leave the fairgrounds on Sunday.
6. No 4-H member shall be allowed to participate in the premium auction unless they have first met the requirements during the current 4-H calendar year. Attend a minimum of four (4) regular 4-H club meetings (qualifying meetings have to be on record before the fair) AND at least one of the following:
 - a. Present a project talk at a 4-H Club Meeting
 - b. Participate in Finney County 4-H Club Days
 - c. Actively participate in 4-H Ambassadors or Junior Leaders
 - d. Hold an office in your club
 - e. Lead a community service project
7. Minimum weight for livestock at auction:

Market Hogs - 200 lbs.	Market Beef/Previous Year Bucket Calves – 950 lbs.
Market Lambs - 100 lbs.	Miniature Market Beef—500 lbs.
Meat Goats – 50 lbs.	
8. The order of the auction will be determined specie and then by placing. However, exhibitors who do not turn in buyer reservation forms by the deadline will not sell.
9. The weight taken on check-in day will be the auction weight.
10. The 4-H or FFA member will present a picture to the buyer.
11. Any 4-H exhibit sold at public auction or by private contract is not eligible to be exhibited at the Kansas State Fair or Kansas Junior Livestock Show. Public auction includes: premium sale, ribbon auction, or similar event. If the project is sold, regardless of ownership changes, on the date of the transaction the 4-H member has given up the right to exhibit that specific animal or product in the future. In the case of livestock, market animals sold are ineligible to be shown as breeding animals in the future. (Per Kansas 4-H Youth Development Policy Guide).
12. Each 4-H or FFA member can have no more than two animals go through the premium auction, with a limit of one animal per species.
13. **All livestock exhibitors must personally show their OWN animal(s) for the sale through the Premium Auction and need to be present.** EXCEPTION will be by special permission granted by at least three Fair Board members then the owner will need to be present in the building during the auction. Any exception to the above rule must be approved by all Fair Board members.

14. No animals will be permitted to leave the fairgrounds before their species is checked out after the Sunday morning activities. Prizes will be forfeited if animals are removed from premises prior to release time.
15. 4-H/FFA add-on money that will be distributed through the Finney County Fairboard account is designated for premium auction animals only.

MARKET LIVESTOCK FLOOR BIDS

1. All bids will be submitted to the Fairboard via personal contact or phone.
2. The highest bid will be accepted and posted by the Fairboard.
3. Destination cards must be turned in by exhibitors by the designated time.
4. Weights will be determined by the weight the animals show weight.
5. Any 4-H exhibit sold at public auction or by private contract is not eligible to be exhibited at the Kansas State Fair or Kansas Junior Livestock Show. Public auction includes: premium sale, ribbon auction, or similar event. If the project is sold, regardless of ownership changes, on the date of the transaction the 4-H member has given up the right to exhibit that specific animal or product in the future. In the case of livestock, market animals sold are ineligible to be shown as breeding animals in the future. (Per Kansas 4-H Youth Development Policy Guide).
6. All animals which are sold in the premium auction must be sold to the floor unless they are in the carcass show.

FINNEY COUNTY EMERGENCY GUIDELINES

Severe Weather Procedure

If a tornado warning has been issued, go to an interior room on the lowest level and seek shelter under sturdy furniture. You may also go to the designated tornado shelters:

Primary Tornado Shelter

Finney County Juvenile Detention Center
507 W. Santa Fe Street

Secondary Tornado Shelter

Finney County Law Enforcement Center
304 N. Ninth Street

Or

Police Indoor Range
114 W. Isabel

If there is a possibility of severe weather, monitor a radio/TV to allow you adequate time to leave the building and seek shelter.

Downed Electrical Lines/Power Outage Procedure

Stay away from downed lines and immediately call the Garden City Service Center at 276-1290. If after normal business hours or you are unable to reach the Service Center, call the Garden City Police Department at 276-1300. If it is an emergency, call **911** immediately.

Disturbances/Potential Life-Threatening Incident

If a potential life-threatening incident (large or small scale disturbance, intruder, hostage situation, assault, anything where a weapon is involved, gang-related activity, etc.) occurs outside of the building, immediately call **911** and lock down the building to keep the threat outside. Stay away from the outside doors and windows. If the same type of incident occurs inside the building, immediately evacuate the building if you can do so safely and call **911** as soon as possible.

Medical Emergency

A medical emergency is a sudden or unexpected occurrence, which requires immediate medical attention. Any individual requiring medical assistance will be referred to below as a patient.

- Assess the situation.
 - Determine if it is safe to approach the area where the patient is.
 - Determine the number of patients (individual or group).
 - Determine if emergency medical personnel are required.
 - If yes or if you are unsure, immediately call **911**.
- Provide immediate care as needed if you are trained in First Aid/CPR. Use the first aid kit in the building, if there is one.
- If you are not able to provide any first aid/CPR, stay with the patient until medical assistance arrives to provide comfort to the patient and any updates to dispatch and responding units.

Biohazard Materials/Spills

Contact Finney County Building Maintenance at 272-3594 and/or Garden City Fire Department for any possible biohazard materials/spills and keep yourself and others away from affected area until cleared by Building Maintenance personnel and/or Garden City Fire Department.

Fire, Explosions and Gas Leaks

Fire Evacuation Procedure:

1. Remain calm.
2. Call **911** and provide the following information:
 - a) Give building name.
 - b) Give building address.
 - c) Give exact location (e.g. NW corner)
 - d) Give exact details of emergency (nature of the fire or pertinent information— explosion, spill, injuries, etc.)
 - e) Do not stay on the telephone or call from the building if it is unsafe. Call 911 from the closet phone immediately after exiting the building.
3. Activate a manual pull station if alarm has not been automatically activated.
4. If you have had fire extinguisher training and can safely extinguish the fire, use the closet fire extinguisher.
5. Evacuate the building and close doors as you leave.
6. Do not open or break windows.
7. Do not open hot doors
8. Take personal items if time permits. **DO NOT** attempt to retrieve these and other personal possessions at the risk of personal injury.
9. Do not return to the affected area until the fire department and Building Maintenance have examined the area to ensure that it is safe to return and have released the area back for occupancy.

Use the Fire Evacuation Procedure for Explosions and Gas leaks except for steps 3 and 4.

BARN QUILTS

Requirements:

1. The Barn Quilt must be a 2' x 2' square. Display cannot be on point (diamond shaped), due to display limitations.
2. Needs to be prepared for hanging. Participant must supply hooks – one cup hook or “j” hooks two inches from the top edge of the quilt. Participant is responsible for using the correct size hooks according to weight.
3. Must be on 3/8” or 1/2” thick exterior durable material.

Recommendations:

1. Use MDO (medium density overlay) board or MDF (medium density fiber) board
2. Prime board with two coats of primer
3. Use latex enamel paint
4. Original designs are encouraged. If copied, credit should be given.

Rules:

1. Read General Rules.
2. Pre-entries of barn quilts are not required for participation in the Finney County Fair, but are highly encouraged.
3. Entries will be entered in either the youth or adult category. Youth ages include those under the age of 19. Adult ages include anyone 19 years of age and older.
4. Exhibitors are limited to 2 entries per class.
5. Entries need to be checked-in during the time allowed.
6. Entries must remain on display until Sunday when all other exhibits are released.
7. Barn quilts will be judged on appearance, creativity, and construction.
8. Cash will be presented to the top three places in the youth and adult divisions.

Adult:	1 st Place - \$25	2 nd Place - \$15	3 rd Place - \$10
Youth:	1 st Place - \$12	2 nd Place - \$8	3 rd Place - \$5

CLASS

3100	Barn Quilt (Youth)
3101	Barn Quilt (Adult)

4-H CLOVERBUDS

1. Read General Rules.
2. Open to youth enrolled in 4-H Cloverbuds.
3. 4-H Cloverbuds are participating as a non-competitive exhibit. Participation ribbons will be awarded to all exhibits.
4. Cloverbud may exhibit 2 entries in each class.
5. All exhibits are to be labeled with cards available at the Extension Office.
6. The foods display should contain 3 cookies on a covered piece of cardboard in a plastic sack or ½ cup of snack mix in a plastic bag.
7. The notebook may contain photos, hand drawings, and stories about what has been learned in the 4-H Cloverbud project.

CLASS

1000	Arts & Crafts Item
1001	Food Display
1002	Miscellaneous Project
1003	Notebook

4-H / FFA BEEF

1. Read General Rules.
2. Read General Livestock Rules.
3. **Breeding heifers are not eligible to be shown in both breeding and market classes.**
4. Beef will be bedded on sand. No wood chips or straw will be allowed for beef bedding.
5. Beef will be in the Beef Barn A and B on display and stalled in Beef Barns A & B.
6. Space for livestock blocking chutes will be designated by beef superintendents and be assigned by clubs. No beef blocking chutes will be allowed in the West Pavilion or in the Show Arena.
7. **Individuals may exhibit 2 market heifers, 2 market steers, 2 breeding heifers or cows, 1 current year bucket calf and 1 previous year bucket calf. Exhibitor is only allowed to sell one market beef animal in the Premium Auction.**
8. The beef show will be a “**blow and go**” show. The use of paint, glue, adhesives, mousse, powder, and boning soaps will not be allowed. (Nothing stiff or sticky; must be able to run a comb through the hair. Any product used must be water soluble). Animals may be checked before entering the ring and violators will be disqualified. No hair coloring will be allowed in grooming of beef exhibits. Any attempt to alter animal color or breed characteristics including the addition of hair or added material, natural or man-made (excluding false tail switches) is prohibited. Animals will be subject to inspection and hand wiped by the Beef Superintendents and/or agents at any time.
9. **Miniature beef must be designated as “miniature” at the time of tagging.** Breeds that are recognized as miniature are: Hereford, Aberdeen-Lowline Angus, and Irish Dexter.
10. Grand Champion and Reserve Grand Champion rosettes will be awarded in Current Bucket Calves, Previous Year Bucket Calves, Miniature Breeding, Miniature Market, Market Beef, and Breeding Cattle if the judge considers the exhibits worthy.
11. Belt buckles will be awarded for: Overall Miniature Market, Overall Miniature Breeding, Overall Market and Overall Breeding, Current Bucket Calf and Previous Year Bucket Calf.

BUCKET CALVES

1. All bucket calves must be carried as a current project.
2. All bucket calves need to be tagged by July 1.
3. A first year bucket calf must be owned and tagged by exhibitor (age 12 and younger) with approved 4-H ear tags on designated tagging/weigh-in date. Calf must be fed on a bottle or bucket for at least 30 days, and be born on or after January 1 of the current year.
4. Previous year bucket calves must be owned, weighed and tagged by the exhibitor with approved 4-H ear tags at the county weigh-in date.
5. All exhibitors who exhibited a bucket calf in the previous year are eligible to exhibit the bucket calf in the previous year's bucket calf class if currently enrolled in the project.
6. A previous year bucket calf may sell at the premium auction, but only one beef animal can sell total. Previous year bucket calf must weigh at least 950 pounds for market animal to be in the Premium Auction.
7. Each youth will have a 15-minute consultation judging of each bucket calf. All judging times will be pre-scheduled. Judging includes youth's knowledge of the animal and 4-H project as indicated through an interview.
8. Premium will be paid on combined ribbon placing of consultation and confirmation scores.
9. Champion and reserve champion ribbons will be awarded to the current and previous year bucket class winners. Grand Champion and Reserve Grand Champion rosette will be awarded to Current Bucket Calf and Previous Year Bucket Calf.

CLASS

- 1200 Current year bucket calf (born on or after Jan. 1 of current year)
1201 Previous year bucket calf

MARKET BEEF

1. The classification for judging market beef will be based upon weights. All market beef will be shown by weight classes.
2. All beef must have been weighed and identified in the exhibitor's or family's name with approved 4-H ear tags on county weigh-in date. All steers and heifers must be born after Jan. 1 of the previous year.
3. Miniature animals must be designated as "miniature" at Spring weigh-in. The breeds recognized as miniature are Hereford, Aberdeen-Lowline Angus, and Irish Dexter.
4. Premium Auction minimum weight is 950 pounds for all breeds except those designated as miniature. The miniature minimum weight is 500 pounds. Animals may show at any weight.
5. Only first and second place winners in the weight classes are eligible to compete for grand and reserve grand champion, Market Steer.
6. Only first and second place winners in the weight classes are eligible to compete for grand and reserve grand champion, Market Heifer.
7. Grand Champion and Reserve Grand Champion Market Heifer, Market Steer and Previous year bucket calf will compete for overall Grand Champion and Reserve Grand Champion.
8. Miniature Market Steer and Miniature Market Heifer will ONLY show for Grand Champion and Reserve Grand Champion Miniature Market Beef.

CLASS

- 1209 Miniature Market Heifer
1210 Miniature Market Steer
1211 Market Heifer
1212 Market Steer

BREEDING CATTLE

1. Breeding Beef will be assigned class and shown by birthdate. Birthdate must be given to the Extension office no later than May 1st. Miniature breeding beef will be assigned one class and split based on the number of entries at the discretion of the superintendents.
2. If no tattoo is present, then breeding cattle must be tagged during county tagging dates or by appointment on or before May 1st.
3. Only the first place winner in each breeding class is eligible to compete for Grand/Reserve Grand Breeding Heifer.

CLASS

- 1202 Miniature Breeding Heifer
1203 Heifer Calf (born after Jan. 1, current year)
1204 Senior Heifer Calf (born Sept.1 – Dec.31, previous year)
1205 Summer Yearling Heifer (born May 1- August 1, previous year)
1206 Junior Yearling Heifer (born Jan. 1 – April 1, previous year)
1207 Sr. Yearling/ 2yr. old Cow (born before Jan, 1, previous year)

COW CALF PAIRS

1. All exhibitors must be enrolled in the breeding beef project in the current 4-H year.
2. Cows must have been previously exhibited as a 4-H project by the exhibitor.
3. Calf must be latest natural calf and born since January 1 of current year.
4. Both cow and calf must be shown on halter and be halter broke.
5. All pairs must be tied in stalls.
6. Cow cannot be over 5 years of age.

CLASS

1208 Cow Calf Pairs

SHOWMANSHIP - BEEF

1. All beef cattle exhibitors are encouraged to participate in the fitting and showing class. The animal used in this class must be exhibited in a 4-H/FFA division class.
2. All showmen must show their own animals.
3. Judges will consider all aspects of showmanship.
4. Grand Champion and Reserve Grand Champion will be awarded in each class. Top two in each age division will go on to compete in Supreme Showman
5. Show order is Junior, Intermediate and Senior.

CLASS

1213 Beef, Junior
1214 Beef, Intermediate
1215 Beef, Senior

OPEN CLASS BEEF

1. Read General Rules.
2. Read General Livestock Rules.
3. Animals are not eligible to be shown in both breeding and market classes.
4. Beef will be bedded on sand. No wood chips or straw will be allowed for beef bedding.
5. Beef will be in the Beef Barn A or B on display between 8:00am and 10:00pm. A Beef tie-out area may be designated by superintendents and information will be posted.
6. Space for livestock blocking chutes will be designated by beef superintendents. Space for beef blocking chutes will be assigned by clubs, by the designated livestock superintendents. No beef blocking chutes will be allowed in the West Pavilion or in the Show Arena.
7. **Individuals may exhibit 2 market steers, 2 market heifers, 2 breeding heifers or cows, 1 current year bucket calf and 1 previous year bucket calf.**
8. **The beef show will be a "blow and go" show. The use of paint, glue, adhesives, mousse, powder, and boning soaps will not be allowed. (Nothing stiff or sticky; must be able to run a comb through the hair. Any product used must be water soluble). Animals may be checked before entering the ring and violators will be disqualified. No hair coloring will be allowed in grooming of beef exhibits. Any attempt to alter animal color or breed characteristics including the addition of hair or added material, natural or man-made (excluding false tail switches) is prohibited. Animals will be subject to inspection and hand wiped by the Beef Superintendents and/or agents at any time.**
9. Exhibitors will be paid for 1st, 2nd and 3rd place only. This applies to each class within the division. Grand Champion and Reserve Grand Champion ribbons will be

awarded in Bucket Calf, Bull, Heifer, and Market Beef divisions if the judge considers the exhibits worthy.

BUCKET CALVES

1. This class is for youth twelve years of age or younger.
2. The calf must be owned by the exhibitor.
3. First year bucket calves must be born on or after Jan. 1 of the current year and fed on a bottle or bucket for at least 30 days. Previous year bucket calves must be born on or after Jan. 1 of the previous year.
4. The calf must have been fed on a bucket or bottle for at least 30 days.
5. Judging of bucket calves is done primarily on the youth's knowledge of the animal.

CLASS

- 3200 Current year bucket calf (born on or after Jan. 1 of current year)
3201 Previous Year bucket calf

BREEDING BEEF

1. Open class breeding beef will be shown by breed; age of animal will determine class.

CLASS

- 3202 Bull Calf (born after Jan. 1, current year)
3203 Senior Bull Calf (born Sept. 1- Dec. 31, previous year)
3204 Summer Yearling Bull (born May 1 – Aug. 21, previous year)
3205 Jr. Yearling Bull (born Jan.1 – Apr. 30, previous year)
3206 Sr. Yearling and 2 yr. old bull (born prior to Jan. 1 previous year)
3207 Heifer Calf (born after Jan. 1, current year)
3208 Sr. Heifer Calf (born Sept.1 – Dec.31, previous year)
3209 Summer Yearling Heifer (born May 1 – Aug. 21, previous year)
3210 Jr. Yearling Heifer (born Jan.1 – Apr. 30, previous year)
3211 Sr. Yearling / 2 yr. Old Cow (born prior to Jan. , previous year)

COW CALF PAIRS

1. Calf must be latest natural calf and born since January 1 of current year.
2. Both cow and calf must be shown on halter and be halter broke.
3. All pairs must be tied in stalls.
4. Cow cannot be over 5 years of age.
5. Any breed or cross breed.

CLASS

- 3212 Cow Calf Pairs

MARKET BEEF

1. If questions of ages of beef arise, animals may be mouthed by a qualified veterinarian.
Condition: permanent teeth may be up, but must not be in wear.
2. The beef show will be a blow and go show. The use of paint, glue, adhesives, mousse, powder, and boning soaps will not be allowed. (Nothing stiff or sticky; must be able to run a comb through the hair. Any product used must be water soluble). Animals may be checked before entering the ring and violators will be disqualified. No hair coloring will be allowed in

grooming of beef exhibits. Any attempt to alter animal color or breed characteristics including the addition of hair or added material, natural or man-made (excluding false tail switches) is prohibited. All beef exhibits will be subject to inspection and hand wiped by the Beef Superintendents and/or agents at any time.

3. Market Heifers will have their own class, but will show for Overall Market Beef Grand champion and Reserve grand champion.
4. Miniature animals will ONLY show for Grand Champion and Reserve Grand Champion Miniature Market Beef.
5. Miniature Market Heifers will have their own class, but will show for overall Miniature Market Beef Grand Champion and Reserve Grand Champion.

CLASS

3213	Market Steer
3214	Market Heifer
3215	Miniature Market Steer
3216	Miniature Market Heifer

BOY SCOUTS

1. Read General Rules.
2. This department is open to all Boy Scouts and Leaders in Finney County.
3. Work must have been done during current year.
4. Entries are limited to one in each class per person.
5. Boys are encouraged to be present as their exhibits are being judged.
6. All interlocking block and model projects must be no larger than 2 feet square.
7. A Champion and Reserve Champion will be named in Tiger Cubs, Cub Scouts, Webelos, and Boy Scouts. An overall Grand Champion and Reserve Grand Champion will be selected from these champions.

TIGER CUBS CLASS

4000	Coloring	4001	Interlocking Blocks
4002	Collections	4003	Nature Collection
4004	Cookies (4)	4005	Holiday Decoration
4006	Sewing	4007	Indian Lore
4008	Scrapbook	4009	Grandparents/ Parent and Me
4010	Painting	4011	Pinewood Display
4012	Freehand Drawing	4013	Plaster Castings
4014	Gardening	4015	Woodcraft
4016	Models	4017	Masks
4018	Walking Sticks	4019	Miscellaneous

CUB SCOUTS CLASS

4020	Coloring	4021	Interlocking Blocks
4022	Other Collections	4023	Nature Collection
4024	Neckerchief Slide Collection	4025	Space Age Model
4026	Cooking	4027	Holiday Decorations
4028	Sewing	4029	Indian Lore
4030	Scrapbook	4031	Grandparent/Parent and Me
4032	Painting	4033	Pinewood Derby
4034	Freehand Drawing	4035	Plaster Castings
4036	Gardening	4037	Woodcraft
4038	Models	4039	Masks
4040	Walking Sticks	4041	Woodworking
4042	Hand Carving Soap or Wood	4043	Planters
4044	Bird House	4045	Bird Bath
4046	Models: Car, Airplanes, Boats, etc.	4047	Wall Plaques
4048	Photography	4049	Leather Craft
4050	Tin Punch	4051	Weaving
4052	Rope Making	4053	Bead Work
4054	Patch Collection	4055	Heritage
4056	Weather Projects	4057	Electric Projects
4058	Skit/Play Props	4059	Ceramics
4060	Woodburning	4061	Miscellaneous

WEBELOS CLASS

4062	Coloring	4063	Interlocking Blocks
4064	Other Collections	4065	Nature Collection

4066	Neckerchief Slide Collection	4067	Space Age Model
4068	Cooking	4069	Holiday Decorations
4070	Sewing	4071	Indian Lore
4072	Scrapbook	4073	Grandparents/Parent and Me
4074	Painting	4075	Pinewood Derby
4076	Freehand Drawing	4077	Plaster Castings
4078	Gardening	4079	Woodcraft
4080	Models	4081	Masks
4082	Walking Sticks	4083	Woodworking
4084	Hand Carving Soap or Wood	4085	Planters
4086	Bird House	4087	Bird Bath
4088	Models: Car, Airplanes, Boats, etc.	4089	Wall Plaques
4090	Photography	4091	Leather Craft
4092	Tin Punch	4093	Weaving
4094	Rope Making	4095	Bead Work
4096	Patch Collection	4097	Heritage
4098	Weather Projects	4099	Electric Projects
4100	Skit/Play Props	4101	Ceramics
4102	Woodburning	4103	Miscellaneous

BOY SCOUTS CLASS

4104	Nature Collection	4105	Neckerchief Slide Collection
4106	Bird House	4107	Models: Car, Airplanes, Boats, etc.
4108	Photography	4109	Leather Craft
4110	Rope Making	4111	Bead Work
4112	Patch Collection	4113	Walking Sticks
4114	Woodworking	4115	Hand Carving Soap or Wood
4116	Planters	4117	Sewing
4118	Indian Lore	4119	Scrapbook
4120	Cooking	4121	Eagle Project
4122	Coin/Stamp Collection	4123	Lanyards
4124	Mounted Hobby	4125	Rockets
4126	Basketry	4127	Metal Work
4128	Art Work	4129	Interlocking Structures
4130	OA Costumes/Props	4131	Miscellaneous

TROUP CLASS

4132	Troop Project
------	---------------

ADULT/LEADERS CLASS

4133	Ceremonial Props	4134	Leader Recognition
4135	Pinewood Derby	4136	Other
4137	Miscellaneous		

4-H / FFA CARCASS SHOW

1. All animals in the carcass show will be identified to the packer/inspector and carcass judges by a list with Kansas EID tag number only. Exhibitor name and live animal placing will not be accessible to the packer/inspector or carcass judges. The Carcass Show Superintendent will add the names and live placings on the final carcass show printout after the carcass placings are made.
2. All market beef that are sold at the Finney County premium livestock auction will be eligible for the carcass show or taken home. If taken home the superintendents will remove the tags before leaving fairgrounds.
3. Only blue ribbon market lambs, market hogs, and meat goats are selected if there is a carcass show for the specie. Due to packing plant limitations, specie superintendents and specie judges will select accordingly, to selection guidelines.
4. Carcass data will be collected on all exhibited eligible animals, and placings will be awarded.
5. Heifers will be judged against steers in the carcass show.
6. Payment for beef will be based on live animal basis.
7. Beef carcasses outside the normal ranges for weight (550 - 950 lb.), maturity (A or B), marbling (slight or higher), or any other abnormalities, will be subject to the normal price discounts paid by the packer for those carcasses.
8. Live sheep weight for selection for carcass show should be a minimum of 89 pounds. There must be a minimum of 3 sheep pre-sold in order to have a sheep carcass show.
9. **Live meat goat weight for selection for carcass show should be a minimum of 75 pounds.** There must be a minimum of 3 goats pre-sold in order to have a goat carcass show.
10. Animals selected for carcass show will be announced by the superintendents.
11. Live swine weight for selection for carcass show should be a minimum of 230 pounds. There must be a minimum of 3 swine pre-sold in order to have a swine carcass show.
12. Grand Champion and Reserve Grand Champion rosettes will be awarded for each species if the judge considers the exhibits worthy.

CLASS

1225	Beef Carcass
1226	Swine Carcass
1227	Sheep Carcass
1228	Meat Goat Carcass
1229	Miniature Beef Carcass

4-H/ FFCLA CLOTHING CONSTRUCTION AND TEXTILES

1. Read General Rules
2. Items not checked-in on time and displayed at the fair will forfeit ribbons and premiums.
3. Garments may have been worn before exhibited, but must be carefully cleaned and pressed before being exhibited.
4. Bring all garments on hangers to the Exhibition Building.
5. Protect all garments with clear garment bags.
6. Two entries per individual per class.
7. FCCLA members may enter in Senior Advanced classes.
8. All 4-H Clothing Construction will be judged in consultation.
9. Entries for clothing construction are due by the specified date.
10. Posters or Educational Displays are judged at the same time as clothing exhibits.
11. If the exhibit is a display, maximum size is not to exceed a standard commercial 3' x 4' tri- fold display board. If the exhibit is a poster, it must not be larger than 22"x 28." Name and county/district must be clearly marked on educational exhibits.
12. Recycled Clothing Project: Any item made of at least 50% recycled material (recycled means reusing an existing item in a new way). Could be remaking/redesigning a garment, repurposing a clothing item for a new use, etc. Must include sewing of some kind.
13. An article is an item constructed in a clothing project, such as back pack, laundry bag, garment bag, PJ's holder, tent, sleeping bag, cape, apron, hat, or scarf. Can be hand or machine sewn and can include appliqué or machine embroidering.
14. A 2 piece coordinated outfit is 2 pieces that can be worn together at the same time, but not necessarily a complete outfit. Example: vest and skirt.
15. A 3 piece coordinated outfit is three pieces with at least 2 of the pieces to be worn together at the same time. The third piece could be worn with one or both, but not necessarily at the same time. All three must be made by the exhibitor. Do not exhibit purchased items such as a blouse or sweater.
16. A garment can be a skirt, a vest, a blouse, a shirt, a pair of slacks, a dress, a coat, a jumper, a jumpsuit, etc.
17. Champion and Reserve Champion ribbons will be awarded in each age class if the judge considers the exhibits deserving.
18. Overall Grand Champion and Reserve Grand Champion will be awarded.

CLOTHING CLOVERBUDS, 5-6 years old CLASS

1300 Any Exhibit

CLOTHING 7-9 years old CLASS

1301 Notebook (charts)
1302 Article
1303 Garment
1304 Needle book
1305 Sewing basket
1306 Handmade appliquéd item
1307 Other Article
1308 Recycle Clothing Project
1309 Poster or Educational Display

CLOTHING, 10-13 years old CLASS

1310	Article
1311	Garment
1312	2 piece coordinated outfit
1318	3 piece coordinated outfit
1319	Other Article
1320	Recycle Clothing Project
1321	Poster or Educational Display

CLOTHING, 14-18 years old CLASS

1322	Garment
1323	2 piece coordinated outfit
1324	3 piece coordinated outfit
1325	Other Article
1326	Recycle Clothing Project
1327	Poster or Educational Display

OPEN CLASS CLOTHING AND TEXTILES

1. Read General Rules.
2. Articles must be cleaned or laundered before exhibiting.
3. All exhibits must be work finished in current year.
4. Please bring garments on hangers to the Exhibition Building.
5. Two entries per individual per class.
6. Champion and Reserve Champion ribbons will be awarded in Fancy Work; Quilts; Garments; Knitting and Crocheting; and Senior Citizens if the judge considers the exhibits deserving.
7. Overall Grand Champion and Reserve Grand Champion rosettes will be awarded if the judge considers the exhibits worthy.
8. Quilt Classes will be entered by Individual, Group, Professional and Hand.
9. All quilt entries have to be completed since the close of last year's fair.
10. All quilt entries must be ready to hand in for display at the fair.
11. Quilt entries will be evaluated on design, color and workmanship at the discretion of the judges.

FANCY WORK CLASS

3300	Center Piece or Dolly, crocheted, tatted, or embroidered
3301	Center Piece, quilted or pieced
3302	Tablecloth
3303	Pillowcase, embroidered, appliquéd, painted, crocheted, or tatted
3304	Pillow, needlework
3305	Pillow, quilted
3306	Pillow, appliquéd
3307	Pillow, Counted Cross stitch
3308	Towel(s), embroidered, appliquéd or decorated
3309	Miscellaneous, fancy work

QUILTS CLASS

I-Individual, G-Group, P-Professional, H-Hand

- 3315 Pieced
- 3316 Appliqued
- 3317 Embroidery/Cross Stitch
- 3318 Mixed Media
- 3319 Mixed Technique/Crazy Quilt
- 3320 Tied/Frayed
- 3321 Hand Quilted
- 3322 Machine Quilted
- 3323 Computerized
- 3324 Miscellaneous
- 3325 Youth 14-18
- 3326 Youth 10-13
- 3327 Youth 7-9
- 3328 Youth under 7
- 3329 Patriotic

B-BABY QUILTS, L-LAP, W- WALL HANGING, & T-TABLE RUNNER

- 3330 Pieced
- 3331 Appliqued
- 3332 Embroidery/Cross Stitch
- 3333 Mixed Media
- 3334 Mixed Technique/Crazy Quilt
- 3335 Tied/Frayed
- 3336 Hand Quilted
- 3337 Machine Quilted
- 3338 Computerized
- 3339 Miscellaneous
- 3340 Youth 14-18
- 3341 Youth 10-13
- 3342 Youth 7-9
- 3343 Youth under 7

SEWING CLASS

- 3345 Slacks
- 3346 Shorts
- 3347 Dress
- 3348 Blouse
- 3349 Skirt
- 3350 Jumper
- 3351 Men's Wear
- 3352 2 or more piece coordinated outfit
- 3353 Ladies' Suit

- 3354 Ladies' Jacket
- 3355 Vest
- 3356 Formal Wear
- 3357 Infant's Dress
- 3358 Child's Garment, Dress Clothes
- 3359 Child's Garment, Play Clothes
- 3360 Fleece Article or Garment
- 3361 Pillow
- 3362 Pot Holder
- 3363 Miscellaneous Article or Garment

KNITTING & CROCHETING CLASS

- 3365 Infant's Garment, crocheted or knitted
- 3366 Infant's Booties, crocheted or knitted
- 3367 Child's Garment (1-5), knitted or crocheted
- 3368 Child's Garment (6-10), knitted or crocheted
- 3369 Sweater, knitted
- 3370 Knitted, Garment, other
- 3371 Afghan, crocheted
- 3372 Afghan, knitted
- 3373 Bedspread, crocheted or knitted
- 3374 Dolls, crocheted
- 3375 Dolls, knitted
- 3376 Machine knitted item
- 3377 Pillow, Crocheted
- 3378 Pillow, knitted
- 3379 Pot holder, crocheted or knitted
- 3380 Crocheted item, thread
- 3381 Crocheted item, yarn

CONTEST

- 3383 "Seasonal" Wall Hanging (must represent a season or a holiday)

SENIOR CITIZEN CLASS

- 3385 Senior Citizen Division (65 and over) (classes according to entries)

4-H / FFA CROPS

1. Read General Rules.
2. All entries must include variety name.
3. A cylinder shaped container may be used inside of the one gallon jars.
4. Other classes may be added by superintendent if needed.
5. Classes may be subdivided according to competition.
6. Grand Champion and Reserve Grand Champion overall will receive rosettes if the judge considers the exhibits worthy.

HANDPICKED ONE GALLON SAMPLES CLASS

- 1400 Wheat (Variety or Hybrid must be named)
1401 Oats
1402 Barley
1403 Alfalfa Seed
1404 Other
1426 Mature Crop – Corn grown previous year
1427 Mature Crop – Grain sorghum grown previous year

CORN - 10 EARS, NAME VARIETY CLASS

- 1405 Corn (105 days or less)
1406 Corn (106 days or more)
1407 Popcorn

GRAIN SORGHUM - 10 HEADS, NAME VARIETY CLASS

- 1408 Dryland Hybrid Grain Sorghum
1409 Irrigated Hybrid Grain Sorghum

FORAGE CROPS - NAME VARIETY CLASS

- 1411 Forage Corn (10 Stalks)
1412 Forage Sorghum, Open Pollinated (10 Stalks)
1413 Forage Sorghum, Hybrid (10 Stalks)
1414 Alfalfa Hay (1 flake)
1415 Sudan Hay (1 flake)
1416 Other Hay (1 flake)

OIL AND OTHER CROPS - NAME VARIETY CLASS

- 1417 Sunflower (oil type, 1 head)
1418 Sunflower (confectionery, 1 head)
1419 Soybean (bundle of 5 plants)
1420 Cotton
1421 Other

WHEAT VARIETY PLOT

1. 4-H or FFA members that planted & harvested their variety plot are eligible.

CLASS

- 1422 One pint of cleaned wheat of each variety in the plot (Variety name and yield per bushel should be shown on each one pint sample.)
1423 Wheat Variety Plot Project (Records in a cover with appropriate title)

VARIETY PLOT DISPLAY

1. The free standing displays must not exceed the overall dimensions of 36"(W) x 36" (H) x 18"(D). Care should be taken to select durable materials that will withstand fair conditions. Displays must not require use of electricity. Everything needs to be contained within the dimensions. Only one Wheat Plot Display will be designated with State Fair Ribbon.

CLASS

- 1424 Wheat Variety Plot Display
- 1425 Soybean Hi-Profit Display

OPEN CLASS CROPS

1. Read General Rules.
2. All entries must include variety name.
3. A cylinder shaped container may be used inside of the one gallon jars.
4. Other classes may be added by superintendent if needed.
5. Youth and Adult entries will be judged separately. If there are three or fewer entries per class, the superintendents can combine them and judge Youth and Adults together.
6. This applies to each class within the division. Champion and Reserve Champion ribbons will be awarded in each division if the judge determines the exhibits deserving.
7. Top scoring entries are eligible to enter the Kansas State Fair Wheat Show. Individuals need to enter themselves on State Fair Entry Forms.

HANDPICKED ONE GALLON SAMPLES

1. A cylinder shaped container may be used inside of the one gallon jars.

CLASS

- 3400 Wheat (Variety or Hybrid must be named)
- 3401 Oats
- 3402 Barley
- 3403 Alfalfa Seed
- 3404 Other
- 3424 Mature Crop – Corn grown previous year
- 3425 Mature Crop – Grain sorghum grown previous year

CORN-10 EARS-NAME VARIETY CLASS

- 3405 Hybrid Corn (105 days or less)
- 3406 Hybrid Corn (106 days or more)
- 3407 Dryland Corn (105 days or less)
- 3408 Dryland Corn (106 days or more)
- 3409 Popcorn

GRAIN SORGHUM-10 HEADS-NAME VARIETY CLASS

- 3410 Dryland Hybrid Grain Sorghum
- 3411 Irrigated Hybrid Grain Sorghum

FORAGE CROPS-NAME VARIETY CLASS

- 3412 Forage Corn (10 Stalks)
- 3413 Forage Sorghum, Open Pollinated (10 Stalks)
- 3414 Forage Sorghum, Hybrid (10 Stalks)

- 3415 Alfalfa Hay (1 flake)

- 3416 Sudan Hay (1 flake)
- 3417 Other Hay (1 flake)

OIL AND OTHER CROPS-NAME VARIETY CLASS

- 3418 Sunflower (oil type, 1 head)
- 3419 Sunflower (confectionery, 1 head)
- 3420 Soybean (bundle of 5 plants)
- 3421 Cotton
- 3422 Other
- 3423 Dryland Beans

MARKET WHEAT SHOW

Entry deadline will be determined each year. **Please contact the Finney County Extension Office or any Finney County Elevator for deadline.**

1. Exhibits shall consist of 5 pounds of wheat in any container.
2. All wheat exhibits must be produced during the current year.
3. All wheat exhibits must be grown in Finney County.
4. All entries must be made by variety name or number.
5. All entries must be combine run. Hand picking and /or screening are not allowed.
6. A farm may have more than one entry, but only one entry per variety.
7. Top scoring entries will automatically be retained by the Finney County Fair and entered at the Kansas State Fair.
8. Two entry cards must be filled out. Points are taken away if it is not completely filled out. First: Finney Co. Fair entry
Second: Crop data card

CLASS

- 3398 All Hard Red Winter Wheat
- 3399 All Hard White Winter Wheat

4-H / FFA DAIRY MARKET BEEF

1. Read General Rules.
2. Read General Livestock Rules.
3. Market Dairy Beef must be purebred, crossbred or combination of both but must be 100% dairy blood. Animal must not exhibit any signs of crossbreeding with any beef breed. Dairy Beef may be a steer or a heifer.
4. Market Dairy Steer must be castrated.
5. All Market Dairy Beef must be properly dehorned. No scurs over 1" long are allowed and must be healed.
6. Steers must be judged on meat value and meat yielding qualities.
7. The classification for judging Market Dairy Beef will be based upon weights. All Market Dairy Beef will be shown by weight classes.
8. All Market Dairy Beef must have been weighed and identified in the exhibitor's name with approved 4-H ear tags and tattoos on county weigh-in/tag date. All steers and heifers must be born after Jan. 1 of previous year.
9. Premium Auction minimum weight is 950 pounds. Animals may show at any weight.
10. Only first and second place winners in the weight classes are eligible to compete for Grand and Reserve Grand champion.

11. It is recommended that 4-H members use a show stick and show halter with a chain during judging, and show like a beef animal and not like showing dairy.
12. Dairy Beef Showmanship will be held in connection with the Beef Showmanship.

CLASS

- | | |
|------|---------------------|
| 1250 | Dairy Market Beef |
| 1251 | Dairy Market Heifer |

4-H / FFA DAIRY CATTLE & GOATS

1. Read General Rules.
2. Read General Livestock Rules.
3. Dairy cattle will be shown by breeds. The age of the animal will determine class.
4. Breed will be declared when entered in FairEntry.
5. Exhibitors are requested to be neatly and appropriately dressed (in white) when showing animals.
6. All sexually intact does must be identified with an official USDA Premise Identification tag or an official tattoo.
7. All Dairy Goats shown in this department are to be dehorned.
8. Dairy Goats are to be shown with chain, collar or halter.
9. All Dairy Goats are to be females. No males.
- 10. Youth in 4-H Division may exhibit 2 dairy cattle and 2 dairy goats.**
11. Grand Champion and Reserve Grand Champion rosettes will be awarded in each division if the judge considers the exhibits worthy.

DAIRY CATTLE CLASS

- | | |
|------|---|
| 1252 | Calves (born after August 1, previous year) |
| 1253 | Yearling (born between Sept. 1, previous year and Sept 1, 2 years previous) |
| 1254 | Heifers or Cows (born before August 1, 2 years previous) |

DAIRY CATTLE SHOWMANSHIP

1. All dairy exhibitors are encouraged to participate in the Fitting and Showing classes. The animals used in this class must have been exhibited in a youth division class. Entrant must exhibit his/her own animal in this class.
2. Grand Champion and Reserve Grand Champion rosettes will be awarded in each division if the judge determines the exhibits deserving.

CLASS

- | | |
|------|--|
| 1255 | Dairy Cattle Showmanship, Junior |
| 1256 | Dairy Cattle Showmanship, Intermediate |
| 1257 | Dairy Cattle Showmanship, Senior |

DAIRY GOATS CLASS

- | | |
|------|---|
| 1258 | Kid (born Jan.1 or later of current year) |
| 1259 | Yearling (1 to 2 years) |
| 1260 | Mature Doe (2 years or older) |

DAIRY GOAT SHOWMANSHIP

1. All dairy exhibitors are encouraged to participate in the Fitting and Showing classes. The animals used in this class must have been exhibited in a youth division class. Entrant must exhibit his/her own animal in this class.
2. Grand Champion and Reserve Grand Champion rosettes will be awarded in each division if the judge determines the exhibits deserving.

OPEN CLASS DAIRY CATTLE & GOATS

1. Read General Rules.
2. Read General Livestock Rules.
3. Dairy cattle will be shown by breeds. The age of the animal will determine class.
4. Breed will be declared when entered in FairEntry.
5. Exhibitors are requested to be neatly and appropriately dressed (in white) when showing animals.
6. All sexually intact does must be identified with an official USDA Premise Identification tag or an official tattoo.
7. All Dairy Goats shown in this department are to be dehorned.
8. Dairy Goats are to be shown with chain, collar or halter.
9. All Dairy Goats are to be females. No males.
- 10. Youth in 4-H Division may exhibit 2 dairy cattle and 2 dairy goats.**
11. Exhibitors will be paid for 1st, 2nd and 3rd place only. This applies to each class within the division. Grand Champion and Reserve Grand Champion ribbons will be awarded in each division if the judge considers the exhibits worthy.

DAIRY CATTLE

1. No aged dairy bull classes are offered because of safety and facilities.
2. Indicate on exhibit card the breed and class number.

CLASS

- 3250 Junior Bull Calf (born after Jan. 1, current year)
3251 Senior Bull Calf (born between Jan.1 and Jan.1 previous year)
3252 Two Year Old Bulls
3253 Junior Heifer Calf (born after Jan. 1, current year)
3254 Senior Heifer Calf (born July 1- Dec. 31, previous year)
3255 Junior Yearling Heifer (born Jan. 1 – June 30, previous year)
3256 Senior Yearling Heifer (born July 1 – Dec.31, two years previous)
3257 Two Year Old Cow or older

DAIRY GOAT CLASS

- 3258 Kid (dropped Jan. 1 or later of the current year)
3259 Yearling (1 to 2 years)
3260 Mature Doe (2 years or older)

CLASS

- 3261 Dairy Cattle Showmanship, Junior
3262 Dairy Cattle Showmanship, Intermediate
3263 Dairy Cattle Showmanship, Senior

4-H COMMUNICATIONS

1. The demonstration and illustrated talk contest will be held prior to the fair. The maximum time limit is 15 minutes. There is no minimum time. The presentation should be of sufficient length to cover the topic adequately.
2. Demonstrations or talks may be individual or team presentations. Digital presentations are accepted but must be noted on entry.
3. Project Talk: tells about something, Illustrated Talk: tells how to do something, Demonstrations: show how to do something.
4. Demonstrations and illustrated talks will be judged on:

Introduction - 10%	Appearance - 10%
Presentation - 30%	Subject matter - 30%
Visuals and/or equipment - 10%	Summary - 10%

5. Pre-entries are due by the specified date.
6. A Champion and Reserve Champion will be chosen from each age division.
7. Overall Grand Champion and Reserve Grand Champion rosettes will be awarded if the judge considers demonstrations worthy.

CLASS

- | | |
|------|--|
| 1005 | Project Talk/ Illustrated Talk / Demonstration, Junior |
| 1006 | Project Talk/ Illustrated Talk / Demonstration, Intermediate |
| 1007 | Project Talk / Illustrated Talk / Demonstration, Senior |

OPEN CLASS DUCT TAPE

1. Read General Rules
2. This division is open to any individual.
3. Each exhibitor may enter only one item per class.
4. Items may be made with any color duct tape.
5. Items must be created using at least 90% duct tape.
6. Grand Champion and Reserve Grand Champion ribbons will be awarded if the judge considers the exhibits worthy.
7. Entry Judging Criteria:
40% Workmanship, 30% Creativity, 20% Appearance, 10% Difficulty

CLASS

- | | |
|------|---------------|
| 3105 | Hat |
| 3106 | Purse |
| 3107 | Wallet |
| 3108 | Clothing |
| 3109 | Miscellaneous |

**4-H EDUCATIONAL DISPLAYS,
NOTEBOOKS, POSTERS and BANNERS**

1. Read General Rules.
2. Educational displays must be pre-entered by the specified date.
3. Each 4-H club can enter a banner and/or an educational display. Educational Displays, banners, notebooks and posters will not be eligible for State Fair.

EDUCATIONAL DISPLAYS, NOTEBOOKS, POSTERS

1. This department is designed as an educational display for project accomplishments that are not easily displayed on other departments.
2. Exhibit may consist of notebooks, posters, or any display relating to self-project work.
3. If the exhibit is a display, maximum size is not to exceed a standard commercial 3' x 4' tri-fold display board. If the exhibit is a poster, it must not be larger than 22" x 28". Name and county/ district must be clearly marked on educational exhibits

4. Exhibit material should have been made or grown by the organization members in the current year or have been carried as a project activity.
5. 4-H exhibitors (individual or group) should avoid using copyrighted materials whenever possible by originating their own work. Copyrighted and/or trademarked materials utilized in banners for endorsement or promotion instead of educational purposes will be disqualified and will not be displayed.
6. Basis of award: Educational value - 40%, Appearance - 20%, Quality of display materials - 20%, Interest and originality - 20%
7. The Fair Board is not responsible for loss of items.
8. Please be sure to enter your exhibit in the correct department. Please check those departments for rules and classes.
9. Champion and Reserve Champion ribbons will be awarded in each class if the judge considers the exhibits worthy.
10. Overall Grand Champion and Reserve Grand Champion rosettes will be awarded if the judge considers the exhibits worthy.

CLASS

- | | |
|------|---|
| 1010 | Group or Club Educational Display |
| 1011 | Group or Club Educational Notebook |
| 1012 | Group or Club Educational Poster |
| 1013 | Group or Club Educational Other |
| 1014 | Individual Educational Display, Junior |
| 1015 | Individual Educational Notebook, Junior |
| 1016 | Individual Educational Poster, Junior |
| 1017 | Individual Educational Other, Junior |
| 1018 | Individual Educational Display, Intermediate |
| 1019 | Individual Educational Notebook, Intermediate |
| 1020 | Individual Educational Poster, Intermediate |
| 1021 | Individual Educational Other, Intermediate |
| 1022 | Individual Educational Display, Senior |
| 1023 | Individual Educational Notebook, Senior |
| 1024 | Individual Educational Poster, Senior |
| 1025 | Individual Educational Other, Senior |

BANNERS

1. Banners are a two dimensional display, depicting one idea. Guidelines are listed below.
2. Each banner should illustrate a phase of 4-H work which is being practiced by boys and girls in 4-H or promote 4-H generally.
3. Banners will be entered either as a club banner or individual banner. Club banners will be prepared by a 4-H club. Individual banners will be prepared by individual youth.
4. Banners are to be no less than 12 and no more than 16 square feet, with a minimum of 3 feet on one side. Dimensions for banners entered by individuals are to be no less than 4 and no more than 8 square feet with a minimum of 2 feet on one side.
5. Banners must be hung on a rod strong enough to support the banner.
6. A label is to be attached on the back lower left hand (as you face it) corner of the banner giving the name of the club, county, and year. Names of 4-H'ers are optional. Waterproof ink prevents smearing and is recommended for the label.

7. 4-H exhibitors (individual or group) should avoid using copyrighted materials whenever possible by originating their own work. Copyrighted and/or trademarked materials utilized in banners for endorsement or promotion instead of educational purposes will be disqualified and will not be displayed.
8. Basis of award:
 Educational value - 40%, Appearance - 20%, Quality of display materials - 20%, Interest and originality - 20%

CLASS

- | | |
|------|-------------------|
| 1026 | Club Banner |
| 1027 | Individual Banner |

**OPEN CLASS EDUCATIONAL DISPLAYS,
NOTEBOOKS & POSTERS**

1. Read General Rules.
2. Educational displays must be pre-entered by the specified date.

EDUCATIONAL DISPLAYS, NOTEBOOKS, AND POSTERS

1. This department is designed as an educational display for project accomplishments that are not easily displayed in other departments.
2. Exhibit may consist of notebooks, posters, or any display relating to self-project work.
3. If the exhibit is a display, maximum size is not to exceed a standard commercial 3' x 4' tri-fold display board. If the exhibit is a poster, it must not be larger than 22" x 28". Name and county/district must be clearly marked on educational exhibits.
4. Exhibitors (individual or group) should avoid using copyrighted materials whenever possible by originating their own work. Copyrighted and/or trademarked materials utilized in banners for endorsement or promotion instead of educational purposes will be disqualified and will not be displayed.
5. Exhibit material should have been made or grown by the organization members in the current year or have been carried as a project activity.
6. Basis of award:
 Educational value - 40%, Appearance - 20%, Quality of display materials - 20%, Interest and originality - 20%
7. The Fair Board is not responsible for loss of items.
8. Please be sure to enter your exhibit in the correct department. Please check those Departments for rules and classes. .
9. Exhibitors will be paid for 1st, 2nd and 3rd place only. This applies to each class within the division.
10. Grand Champion and Reserve Grand Champion rosettes will be awarded for Displays and for Banners if the judge considers the exhibits worthy.

CLASS

- | | |
|------|-----------------------------------|
| 3010 | Group or Club Educational Display |
| 3011 | Individual Educational Display |
| 3012 | Individual Educational Notebook |
| 3013 | Individual Educational Poster |
| 3014 | Individual Educational Other |

BANNERS

1. Banners are a two dimensional display, depicting one idea. Guidelines are listed below.
2. Banners are to be no less than 12 and no more than 16 square feet, with a minimum of 3 feet on one side. Dimensions for banners entered by individuals are to be no less than 4 and no more than 8 square feet with a minimum of 2 feet on one side.

3. Banners must be hung on a rod strong enough to support the banner.
4. A label is to be attached on the back lower left hand corner of the banner giving the name of the club, county, and year. Group's individual names are optional. Waterproof ink prevents smearing and is recommended for label.
5. Basis of award:
Educational value - 40%, Appearance - 20%, Quality of display materials - 20%, Interest and originality - 20%
6. Exhibitors will be paid for 1st, 2nd and 3rd place only. This applies to each class within the division.
7. Grand Champion and Reserve Grand Champion rosettes will be awarded for Displays and for Banners if the judge considers, he exhibits worthy.

CLASS

- 3015 Group or Club Banner
 3016 Individual Banner
 3017 Group or Club Educational Display

4-H ENERGY MANAGEMENT
(INCLUDES ELECTRIC/ELECTRONICS/SMALL ENGINES)

1. Read General Rules.
2. Exhibitors may enter only one article in each class.
3. The Finney County Extension Office has a description and requirements for each exhibit.
4. Projects are to have been completed in the current 4-H year.
5. If additions or improvements are made to previous year project, it should be noted and will be judged only on the current year's additions. These projects cannot be selected for state fair.
6. Only current year projects can be selected for state fair.
7. A sheet of operating instructions must be furnished for any exhibit not self-explanatory.
8. Exhibit must be operable. If battery power is required, batteries must be furnished.
9. No hand dipped solder may be used on exhibits.
10. Any project with a complexity of size or electronics must have instructions for assembly and use and equipment available at time of judging for actual testing.
11. Champion and Reserve Champion ribbons will be awarded in each class if the exhibits are deserving.
12. Overall Grand Champion and Reserve Grand Champion ribbons will be awarded if the judge considers the exhibits worthy.

ELECTRICAL AND ELECTRONICS CLASS

- 1030 AC Electric Projects

Electric projects with a 110 or 120 V alternating current (AC) power source. Some projects examples are household wiring demonstrations, small appliances extension cords, trouble lights, indoor or outdoor wiring boards, or shop lights. Projects may be a restoration or original construction. The project must be operational and meet minimum safety standards. AC projects must be 110/120 V, no 240 V exhibits are allowed, and must be constructed such that the judges have access to examine the quality of workmanship.

- 1031 DC Electric Projects

Electric projects with a battery or direct current power source. This class includes electric kits or original projects. This class also includes demonstration DC powered projects. Examples

include: wiring two or three way switches, difference between series/parallel lighting circuits or wiring doorbell switches. All DC electric projects must work with batteries supplied by 4- H'er. Projects must be constructed such that the judges have access to examine the quality of wiring workmanship.

1032 Electronic Projects

Electronic projects with a battery or direct current power source. This class includes electronic kits or original projects. Examples include radios, telephones, toy robots, light meters, security systems, etc. May be constructed using printed circuit board, wire wrap. Or breadboard technique. Include instruction/assembly manual if from a kit. Include plans if an original project. Projects must be constructed such that the judges have access to examine the quality of wiring and workmanship.

1033 Educational Display

The purpose of the educational display and exhibit is to educate the viewer about a specific area of the 4-H electrical or electronics project. The display or exhibit should illustrate one basic idea. This class includes any educational displays, exhibits or science fair type project which DO NOT have a power source, i.e. exhibits, posters or displays of wire types, conduit types, electrical safety, tool or motor parts identification or electrical terminology. Educational displays and exhibits must be legible from a distance of four feet, using a maximum tri-fold size of 3' x 4'.

SMALL ENGINES

All exhibits should involve engines smaller than 20 horsepower for classes 1830-1832. State Fair requirements must be followed.

CLASS

1034 Display

Exhibit a display, selecting one of the following options: 1) a display identifying different engine or lawn and garden equipment parts or a display showing the function of the various engine or lawn and garden equipment parts; OR 2) a display identifying and explaining the function (2) of different special tools needed for small engine work; OR 3) a display illustrating and providing the results of any one of experiments that are included in the project books. No complete engines, lawn tractors, tillers, chainsaws are permitted for display. Maximum tri-fold size is 3'x4'.

1035 Maintenance

Exhibit a display that illustrates either 1) Routine maintenance procedures OR 2) Diagnosing and troubleshooting specific problems in an engine. No complete engines, lawn tractors, tillers, chainsaws, etc. are permitted for display, using a maximum tri-fold size 4'x4'

1036 Operation

Exhibit an operable small engine (no more than 20 HP) overhauled or rebuilt by the member. Include maintenance schedule for the engine and a brief description of steps taken by the member overhauling or rebuilding the engine. Maximum tri-fold size is 3'x4'.

1037 Miscellaneous

WIND ENERGY

All exhibits in this division are limited in size to standard, tri-fold display boards (36" x 48") and items may not extend beyond 12" from the back board. All displays must be self-standing.

CLASS

- 1038 Educational Display
Create an exhibit that addresses a focused topic related to wind power as a renewable energy source. The purpose of the exhibit is to inform and create awareness.
- 1039 Experiment
Display an experiment addressing a problem or question related to wind power as a renewable energy source. Include hypothesis, background research, variables, a control, data, findings, conclusions and recommendations for future study.

4-H ENTOMOLOGY

1. Read General Rules.
2. Exhibitors may enter only one article in each class.
3. Individual entries are to be placed in glass or Plexiglas (Plexiglas preferred) covered boxes with outside measurements of 18" by 24" by 3 1/2" maximum. See the specific phase for box and specimen number limitations.
4. Each exhibitor is required to identify each box by placing an identification label bearing exhibitor's name and county and the class. One label goes in the upper left corner of the box (inside) and the other on the lower right corner of the box (outside). Specimens should be arranged so the box can be displayed lengthwise. Specimens of soft bodied insects such as aphids, lice, collembolan, termites and etc. should be exhibited in alcohol-filled vials; however, the use of alcohol filled vials should be limited to only those specimens that lose their shape when pinned, since the vials pose a significant hazard to the rest of the collection if they become loose in transit.
5. The number of orders, specimens, and families where required must be included on the exhibitor's box identification label.
6. Emphasis in judging will be placed on the overall variety of Kansas insects represented in the collection, accuracy of identification, skill and technique acquired in mounting of specimens, and overall arrangement and appearance of the collection.
7. For each collection class, two labels will be centered on the pin beneath each specimen. First (closest to the specimen) is the common name label, and the second label is a date/ locality label.
8. Champion and Reserve Champion ribbons will be awarded in Educational Exhibits; Basic; Beginning I; Beginning II, Intermediate; and Advanced Entomology if the judge considers the exhibits deserving.
9. Overall Grand Champion and Reserve Grand Champion rosettes will be awarded if the judge considers the exhibits worthy.

EDUCATIONAL ENTOMOLOGY EXHIBITS

1. Educational exhibits are limited to one standard box and a maximum of 150 specimens. Title of the exhibit should be indicated inside the box.
2. Purpose of the project is to learn more about the importance, life cycles, biology, ecology, diversity, etc. of insects and related arthropods. Subject matter can be as varied as the animals themselves.

BASIC ENTOMOLOGY

1. This class is for very young 4-H members that are just getting started making an insect collection. Participants should display 15 to 30 insects representing a minimum of 6 orders.

2. To be exhibited in small cardboard or plastic boxes (1 or 2 boxes with a total display area no more than 130 square inches). Boxes can be homemade by placing a layer of polystyrene foam in the bottom of a shoebox, school box, or storage container or can be purchased from a biological supply company. For the exhibit, the boxes should be covered with a piece of plastic wrap or acrylic glass taped across the top of the box.

CLASS

- 1040 Collection
1041 Educational Exhibit

BEGINNING ENTOMOLOGY I

1. Display in one standard box a minimum of 50 and maximum of 125 species representing at least 7 orders.
2. Specimens should be grouped according to order. Order labels should be pinned to the base of the box.

CLASS

- 1042 Collection
1043 Educational Exhibit

BEGINNING ENTOMOLOGY II

1. Display in one standard box a minimum of 75 and maximum of 150 species representing at least 9 orders.
2. Specimens should be grouped according to order. Order labels should be pinned to the base of the box.

CLASS

- 1044 Collection
1045 Educational Exhibit

INTERMEDIATE ENTOMOLOGY

1. Display a minimum of 100 and a maximum of 300 insects representing at least 10 orders.
2. Two standard boxes can be used.
3. All specimens should be grouped to order; in addition, all insects in the orders of Orthoptera, Hemiptera, Homoptera, Coleoptera, Diptera, and Hymenoptera are to be identified to family, and the number of families in those orders must be recorded on the box identification label. Families represent subdivisions of order groupings, and family labels will be pinned to the bottom of the box to represent subdivisions of the appropriate order

CLASS

- 1046 Collection
1047 Educational Exhibit

ADVANCED ENTOMOLOGY

1. This division is for youth enrolled in Self-Determined projects.
2. Display a minimum of 150 and a maximum of 450 insects representing at least 12 orders.
3. Three standard boxes can be used.
4. Family identification is required for all insects belonging to the six basic orders as outlined under the Intermediate phase. Family identification of insects in the remaining orders is optional, but desirable as long as accuracy is maintained.
5. All butterflies appearing in the collection should be labeled with the correct common name.
6. List on back of the box what you did this year to improve your project.

CLASS

- 1048 Collection

ENTOMOLOGY COLLECTION NOTEBOOKS

For More Information on Entomology Collection Notebooks go to:

<http://www.entomology.ksu.edu/p.aspx?tabid+89>

1050 Introductory Entomology Collection Notebook

Display in one 3-ring notebook a collection of photos with a minimum of 10 and a maximum of 30 insect species representing at least six different orders. Species pages should be grouped according to order. (Notebooks should contain 15 to 60 photos.)

1051 Beginning Entomology Collection Notebook

Display in one 3– ring notebook a collection of photos with a minimum of 30 and a maximum of 60 insect species representing at least seven different orders. Species pages should be grouped according to order. (Notebooks should contain 50 to 120 photos).

1052 Intermediate Entomology Collection Notebook

Display in one 3-ring notebook a collection of photos with a minimum of 60 and a maximum of 100 insect species representing at least nine orders. Species pages should be grouped according to order. Pictures in any two of the following six orders should be identified to family: Orthoptera, Hemiptera, Homoptera, Coleoptera, Diptera, and/or Hymenoptera. (Notebooks should contain 100 to 200 photos).

1053 Advanced Entomology Collection Notebook

Display in one 3-ring notebook a collection of photos with a minimum of 100 representing at least twelve orders. Species pages should be in groups according to order. In addition, family identification is required for all insects in the following six orders: Orthoptera, Hemiptera, Homoptera, Coleoptera, Diptera, and/or Hymenoptera. Family identification in the remaining orders is optional, but desirable as long as accuracy is maintained. (Notebooks should contain at least 150 photos).

FASHION REVUE

1. This division is open to all 4-H clothing members.
2. Only two (2) garments in Clothing Construction and two (2) in Girls Buymanship or Boys Buymanship may be modeled.
3. The Fashion Revue judging will be held prior to the county fair. Check the most recent schedule for judging date and time.
4. Entries are due on the specified date.
5. Kansas State Fair: Each county may enter two contestants in both the boys' and girls' division. Participants must be 14, but not yet 19, before January 1 of the current year. No younger children can model in the senior classes.
6. Each 4-H member may only enter in the class in which enrolled.
7. **Public fashion revue will be Thursday at 6:30 p.m. in the Exhibition Building.**

CONSTRUCTED GARMENTS REVUE:

1. Garments are to be constructed and modeled by the 4-H'er.
2. Everything which is commonly considered an outer garment must be constructed. Vest, jacket, dress, skirt, pants, coat, etc. A sweater, blouse, or shirt can be purchased or made.
3. Each 4-H entry is required to complete the information Photo Form and the Cost per Wear Form, which will be turned in on the day of judging.
4. A Grand Champion and Reserve Grand Champion rosette will be awarded in each division if

the judge considers the exhibits worthy.

CLOVERBUD, AGE 5-6, CLASS

1330 Miscellaneous Article

JUNIOR, AGE 7-9, CLASS

1332 Garment, 2 or 3 piece coordinated outfit

INTERMEDIATE, AGE 10-13, CLASS

1333 Garment, 2 or 3 piece coordinated outfit

SENIOR DIVISION, AGE 14-18, CLASS

1334 Garment, 2 or 3 piece coordinated outfit

BUYMANSHIP REVUE:

1. Garments must be purchased for the 4-H project or made by another individual for the 4-H'er if the fabric and pattern were chosen by the 4-H'er.
2. Everything which is commonly considered an outer garment must be purchased by the 4-H'er or constructed by another person.
3. The emphasis of the project is buymanship. Choose and purchase one complete outfit.
4. A Grand Champion and Reserve Grand Champion rosette will be awarded in each class if the judge considers the exhibits worthy.
5. Overall Grand Champion and Reserve Grand Champion will be selected in Girls and Boys Buymanship.

GIRLS BUYMANSHIP CLASS

1335 Cloverbud (Age5-6)

1337 Junior (Age 7-9)

1338 Intermediate (Age 10-13)

1339 Senior (Age 14-18)

BOYS BUYMANSHIP CLASS

1340 Cloverbud (Age5-6)

1342 Junior (Age 7-9)

1343 Intermediate (Age 10-13)

1344 Senior (Age 14-18)

4-H / FCCLA FIBER ARTS

1. Read General Rules.
2. Fiber Arts is defined as any method of creating a unique design with fiber, fabric or yarn. This may include: making fabric (such as weaving, crochet, knitting, needlepoint); or when existing fabric is changed into something quite different (such as quilting or embroidery or ethnic art). Ethnic Fiber Arts should use a fiber, yarn or fabric to create the design exhibit.
3. A crocheted or knitted article includes clothing item, dolls, animals, blankets, potholders, etc.
4. Place entry tag on front of exhibit with string or tape.
5. No more than two articles per class may be exhibited by each person.
6. When articles which are normally worn as a pair are exhibited, both articles must be shown together. Fasten articles together securely with yarn.
7. Special consideration will be given to articles which are of original design. Such articles should have a note attached explaining the original design.

8. The exhibitor should attach an index card no larger than 3" x 5", with the entry form to give the judge any information on what parts of the exhibit they made, processes used, or other information which the exhibitor thinks would be helpful for the judge. For knitted and crocheted items, please indicate fiber content and specifically if they are made of at least 90% wool.
9. Exhibitors are required to be enrolled in the Fiber Arts project in which they are entered.
10. When the exhibit is a sewn garment that also includes one or more Fiber Art techniques (i.e. knitting, crochet, needle arts, or patchwork and quilting), the determination of what division (Clothing or Fiber Arts) and class in which to enter will be left with the 4-H participant. Articles cannot be entered in both divisions.
11. All exhibits which need to be hung MUST have the appropriate hanger, rod, wire or other mechanism attached in order to be properly displayed.
12. Champion and Reserve Champion ribbons will be awarded in each class if the judge determines that the exhibits deserving.
13. Overall Grand Champion and Reserve Grand Champion rosettes will be awarded if the judge considers the exhibits worthy.

1350 Crochet

An article including felted items (see #7 above)

1351 Knitting

An article made either by hand or by knitting machine including felted items (see #7 above)

1352 Needle Arts

An article created by hand using any of the following techniques:

- a. Embroidery or cross stitch
- b. Needlepoint
- c. Candle-wicking
- d. Crewel
- e. Lacework.
- f. Appliqué

1353 Patchwork or quilted article

It is acceptable practice for the exhibitor to create the patchwork or quilted article and have someone else quilt it.

1354 Rug Making, a rug

Acceptable techniques include braiding, latch hook, tying, floor cloth, etc. The finished item should be one that would be used in the home.

1355 Spinning, a skein (minimum 10 yards in length)

1356 Weaving, a woven article

Members should attach information about the type of loom or process used.

1357 Ethnic Arts, an article

This is defined as Fiber Art technique that is associated with a specific country or culture. It is a practical skill that was developed to provide basic family needs such as apparel, home furnishing or decorations. It is also defined as a method that have been maintained throughout history and passed on to others, often by observation and by example, such as Batik, Swedish huck towel weaving, mud cloth, bobbin waving, tatting, felted items that are not knitted or crocheted, etc. Members should attach information on the history of the ethnic fiber art, where it was used, by whom, how it was used, short description of the technique, etc.)

1358 Macrame, an article

1359 Fiber Art Educational Notebook

Share with others what you learned in this project about a particular Fiber Art. Exhibits should be in the form of a notebook or binder. The notebook should include a narrative section describing the fiber art. It should include a clear description of the project, technique, budget, supplies, goals, accomplishments, successes, failures, and future plans. It may include samples of techniques, how to's, photographs of completed projects, or other ways of educating others about fiber arts.

NOTE: A collection of brochures, web pages, patterns, record book forms, etc. does not constitute an educational exhibit. Follow copyright laws as explained in the General Rules as you are preparing your exhibit. Name, local unit, and fiber art covered must be clearly marked in the notebook

4-H / FFA FLOWERS

1. All youth, 4-H/FFA and Open Class will be judged together. Please note the different class numbers for 4-H and for Open Class.
2. Late entries may be exhibited but will not be judged, nor will premiums be paid.
3. Judging standards are to be based off of & adhering to those set on the "Handbook for Flower Shows" used by the National Council of the State Garden Club.
4. Each exhibitor is limited to one entry per class.
5. House plants, specimens, and collections must have been grown by the exhibitor. Flowers used in arrangements may be obtained elsewhere.
6. Flowers must be arranged before being brought to the building.
7. Champion and Reserve Champion ribbons will be awarded in each of the following divisions if the exhibits are deserving: House Plants; Specimens and Collections; and Artistic Arrangements.
8. 4-H and FFA exhibits are eligible to advance on to the Kansas State Fair, if selected.
9. Overall Grand Champion and Reserve Grand Champion rosettes will be awarded if the judge considers the exhibits worthy.

SPECIMENS

1. Specimens and Collections should be displayed in an appropriate clear container provided by the exhibitor. Consider the height of the specimen and weight of the blooms(s) – container should not tip under the weight of the exhibit. Paper cups are NOT allowed. Use of an improper container may impact the placing of the exhibit.
2. Each stem, stalk, or spray may have leaves above the water intact, and have multiple blooms.

CLASS

1500 Zinnia, Pom Pom, one stem

1501 Zinnia, Fancy, one stem

1502 Zinnia, Large, one stem

1503 Zinnia, one stem

1504 Hybrid Tea Rose, one stem

1505 Miniature Rose, one stem in a pill bottle

1506 Floribunda Rose, one stem or cluster

1507 Gladiolus, Large, one spike

1508 Gladiolus, Miniature, one spike

1509 Marigold, Small, one stem with multiple blooms

1510 Marigold, Large, one stem with multiple blooms

- 1511 Petunia, Single, one stem with multiple blooms
- 1512 Petunia, Fancy, one stem with multiple blooms
- 1513 Petunia, Double, one stem with multiple blooms
- 1514 Annual, any other, one stem
- 1515 Perennial, any one stem
- 1516 Dahlia, one Large (over 6" diameter), one stem
- 1517 Dahlia, one Medium (4' to 6" diameter), one stem
- 1518 Dahlia, one Small (under 4" diameter), one stem
- 1519 Aster, one stem
- 1520 Daylily, one stem
- 1521 Dwarf Canna, one stalk
- 1522 Snap Dragons, one stem
- 1523 Wild Flower, one stem
- 1524 Cosmos, one stem with multiple blooms
- 1525 Wild Sunflower, one stem
- 1526 Sunflower, Large or fancy, one stalk
- 1527 Herb, one stem
- 1528 Ornamental Grass, one stem
- 1529 Flowering Shrub, one stem
- 1530 One stem Non-Flowering Vine, one stem
- 1531 Flowering Vine, one stem
- 1532 Berried Shrub, one stem
- 1533 Any other Perennial not in above class
- 1534 Any other Annual or Biennial not in above class
- 1535 Any Other Flowering Bulb, Corm or Tuber

COLLECTIONS

1. All collections should be of the same specimen unless otherwise specified, and will consist of three stems or stalks, with leaves above the water intact. Collections may have multiple blooms and may be different colors.

CLASS

- 1536 Cosmos, three stems with multiple blooms
- 1537 Marigolds, Large, three stems
- 1538 Marigolds, Small, three stems
- 1539 Zinnias, three stems
- 1540 Petunias, Fancy, three stems
- 1541 Wild Flowers, three stems
- 1542 Wild Sunflowers, three stems
- 1543 Sunflower (Different specimens allowed, not required)
- 1544 Herbs (Different specimens allowed, not required)
- 1545 Ornamental Grass (Different specimens allowed, not required)
- 1546 Flowering Shrub, three stems
- 1547 Berried Shrub, three stems
- 1548 Flowering Vine, three stems

- 1549 Berried Shrub, three stems
- 1550 Any Other Perennial not in above class
- 1551 Any Other Annual or Biennial not in above class
- 1552 Any Other Flowering Bulb, Corm, Tuber

HOUSE PLANTS CLASS

- 1553 Coleus
- 1554 Violet Blooming
- 1555 Geranium in Bloom
- 1556 Any other Flowering Plant
- 1557 Hanging Plants
- 1558 Cacti
- 1559 Succulent Plants
- 1560 Fern
- 1561 Any Other house plants
- 1562 Terrarium or Bottle Garden
- 1563 Dish Garden
- 1564 Unusual or Rare Plant
- 1565 Outdoor Container (any combination potted together, under 3' please)

ARTISTIC ARRANGEMENT

1. No dried or silk flowers may be used unless specified.

- 1566 "Inspiration" (Religious, white flowers dominant)
- 1567 "All that Jazz" (Your choice, any combination)
- 1568 "Butterfly Haven" (Bright colors)
- 1569 "Child's Play" (Arrangement for a child's room)
- 1570 "From My Garden" (any theme or arrangement using flowers, plants, or greenery from your garden. (No purchased or dried flowers or greenery allowed).
- 1571 "Kansas Roads, Fields, & Meadows" (any theme or arrangement using Kansas wildflowers, plants, or crops. Dried elements are allowed. No purchased or greenery and no noxious weeds allowed).
- 1572 "Artsy/Craftsy" (any theme or arrangement using a container handcrafted by the exhibitor or a unique recycled container. Any flowers, plants, or greenery are allowed, but all other elements must be handcrafted by the exhibitor. Size limited to no larger than 2' x 2').
- 1573 Horticulture Notebook
Entry shall consist of a notebook or three ring binder of written narrative describing a horticulture project such as a landscape design, landscape installation, lawn renovation, water garden, vegetable garden, lawn mowing service, landscape maintenance business, farmer's market business, or other horticultural project. 4-H'ers are encouraged to include photographs, illustrations and/or landscape drawings that help explain work done by the member. Photos taken from the same location before, during and after the completion of the project are particularly helpful.
- 1574 Horticulture Display
- 1575 Horticulture Poster

OPEN CLASS FLOWERS YOUTH

1. Read General Rules.
2. All youth, 4-H/FFA and Open Class will be judged together. Please note the different class numbers for 4-H and for Open Class.
3. Late entries may be exhibited but will not be judged, nor will premiums be paid.
4. Judging standards are to be based off of & adhering to those set on the “Handbook for Flower Shows” used by the National Council of the State Garden Club.
5. Each exhibitor is limited to one entry per class.
6. House plants, specimens, and collections must have been grown by the exhibitor. Flowers used in arrangements may be obtained elsewhere.
7. Flowers must be arranged before being brought to the building.
8. Champion and Reserve Champion ribbons will be awarded in each of the following divisions if the exhibits are deserving: House Plants; Specimens and Collections; and Artistic Arrangements.
9. 4-H, FCCLA, and FFA exhibits may be selected for participation at the State Fair.
10. Exhibitors will be paid for 1st, 2nd and 3rd place only. This applies to each class within the division. Overall Grand Champion and Reserve Grand Champion rosettes will be awarded if the judge considers the exhibits worthy.

SPECIMENS

1. Specimens and Collections should be displayed in an appropriate clear container provided by the exhibitor. Consider the height of the specimen and weight of the blooms(s) – container should not tip under the weight of the exhibit. Paper cups are NOT allowed. Use of an improper container may impact the placing of the exhibit.
2. Each stem, stalk, or spray may have leaves above the water intact, and have multiple blooms.

CLASS

2000	Zinnia, Pom Pom, one stem
2001	Zinnia, Fancy, one stem
2002	Zinnia, Large, one stem
2003	Zinnia, one stem
2004	Hybrid Tea Rose, one stem
2005	Miniature Rose, one stem in a pill bottle
2006	Floribunda Rose, one stem or cluster
2007	Gladiolus, Large, one spike
2008	Gladiolus, Miniature, one spike
2009	Marigold, Small, one stem with multiple blooms
2010	Marigold, Large, one stem with multiple blooms
2011	Petunia, Single, one stem with multiple blooms
2012	Petunia, Fancy, one stem with multiple blooms
2013	Petunia, Double, one stem with multiple blooms
2014	Annual, any other, one stem
2015	Perennial, any one stem

- 2016 Dahlia, one Large (over 6" diameter), one stem
- 2017 Dahlia, one Medium (4' to 6" diameter), one stem
- 2018 Dahlia, one Small (under 4" diameter), one stem
- 2019 Aster, one stem
- 2020 Daylily, one stem
- 2021 Dwarf Canna, one stalk
- 2022 Snap Dragons, one stem
- 2023 Wild Flower, one stem
- 2024 Cosmos, one stem with multiple blooms
- 2025 Wild Sunflower, one stem
- 2026 Sunflower, Large or fancy, one stalk
- 2027 Herb, one stem
- 2028 Ornamental Grass, one stem
- 2029 Flowering Shrub, one stem
- 2030 One stem Non-Flowering Vine, one stem
- 2031 Flowering Vine, one stem
- 2032 Berried Shrub, one stem
- 2033 Any other Perennial not in above class
- 2034 Any other Annual or Biennial not in above class
- 2035 Any Other Flowering Bulb, Corm or Tuber

COLLECTIONS

1. All collections should be of the same specimen unless otherwise specified, and will consist of three stems or stalks, with leaves above the water intact. Collections may have multiple blooms and may be different colors.

- 2036 Cosmos, three stems with multiple blooms
- 2037 Marigolds, Large, three stems
- 2038 Marigolds, Small, three stems
- 2039 Zinnias, three stems
- 2040 Petunias, Fancy, three stems
- 2041 Wild Flowers, three stems
- 2042 Wild Sunflowers, three stems
- 2043 Sunflower (Different specimens allowed, not required)
- 2044 Herbs (Different specimens allowed, not required)
- 2045 Ornamental Grass (Different specimens allowed, not required)
- 2046 Flowering Shrub, three stems
- 2047 Berried Shrub, three stems
- 2048 Flowering Vine, three stems
- 2049 Berried Shrub, three stems
- 2050 Any Other Perennial not in above class
- 2051 Any Other Annual or Biennial not in above class
- 2052 Any Other Flowering Bulb, Corm, Tuber

HOUSE PLANTS CLASS

- 2053 Coleus

- 2054 Violet Blooming
- 2055 Geranium in Bloom
- 2056 Any other Flowering Plant
- 2057 Hanging Plants
- 2058 Cacti
- 2059 Succulent Plants
- 2060 Fern
- 2061 Any Other house plants
- 2062 Terrarium or Bottle Garden
- 2063 Dish Garden
- 2064 Unusual or Rare Plant
- 2065 Outdoor Container (any combination potted together, under 3' please)

ARTISTIC ARRANGEMENT

1. No dried or silk flowers may be used unless specified.
- 2066 "Butterfly Haven" (Bright colors)
 - 2067 "From My Garden" (any theme or arrangement using flowers, plants, or greenery from your garden. (No purchased or dried flowers or greenery allowed).
 - 2068 "Kansas Roads, Fields, & Meadows" (any theme or arrangement using Kansas wildflowers, plants, or crops. Dried elements are allowed. No purchased or greenery and no noxious weeds allowed).
 - 2069 "Artsy/Craftsy" (any theme or arrangement using a container handcrafted by the exhibitor or a unique recycled container. Any flowers, plants, or greenery are allowed, but all other elements must be handcrafted by the exhibitor. Size limited to no larger than 2' x 2').

OPEN CLASS FLOWERS ADULTS (OVER 19 ONLY)

1. Read General Rules.
2. This department is open to adults (19 and over) only. Open Class Youth (under 19) should enter in Open Class Youth Division.
3. All specimens and collections must be in a clear container, plastic is recommended, glass bottles are no longer required. The disposable water bottles (the small size) with labels removed, work the best. Clear vases are acceptable for very large specimens.
4. Late entries may be exhibited but will not be judged, nor will premiums be paid.
5. Judging standards are to be based off of & adhering to those set on the "Handbook for Flower Shows" used by the National Council of the State Garden Club.
6. Each exhibitor is limited to one entry per class.
7. Exhibit cards for all entries must be correct or the entry will not be accepted at the registration table.
8. All entries placed by show chairperson or staff.
9. No substitutions once entry has been made.
10. No viewing of flowers until after judging is completed.
11. A Best of Show will be selected from the Specimens and Collections judged on Tuesday.
12. Additional premiums will be awarded to the person having the most points in Floriculture and Artistic Design.
 - ◇ Blue ribbon = 3 points
 - ◇ Red ribbon = 2 points

◇ White ribbon = 1 point

**The exhibitor must have at least three entries to be eligible.

13. Exhibitors will be paid for 1st, 2nd and 3rd place only. This applies to each class within the division. Grand Champion and Reserve Grand Champion rosettes will be awarded based on total points earned at judging

SPECIMENS

1. All measurements indicate the size of the bloom or floret, not the height of the specimen. Each stem, stalk, or spray may have leaves above the water intact, and have multiple blooms.

CLASS

- 3500 One Bloom Hybrid Tea or Old Fashioned Rose
- 3501 One Spray Florabunda or Climbing Rose
- 3502 One stem Miniature Rose
- 3503 One small Dahlia (under 4")
- 3504 One large Dahlia (over 4")
- 3505 One spike Gladiolus
- 3506 One stalk Canna
- 3507 One stem Perennial Phlox
- 3508 One stem Petunia, single, any color or bi-color
- 3509 One stem Petunia, double, ruffled or fancy
- 3510 Pom Pom Zinnia, under 4"
- 3511 Pom Pom Zinnia, over 4"
- 3512 One stem Zinnia, under 4"
- 3513 One stem Zinnia, over 4"
- 3514 One stem Day Lily
- 3515 One stem Butterfly Bush
- 3516 One stem Cosmos
- 3517 One stem Wild Sunflower
- 3518 One stalk Sunflower, dark red or brown
- 3519 One stalk Sunflower, yellow, orange, or gold
- 3520 One stalk Sunflower, Large or fancy
- 3521 One stalk Surprise Lily
- 3522 One stem Black-eyed Susan
- 3523 One stem Coneflower
- 3524 One stem Herb
- 3525 One stem Salvia, annual or perennial
- 3526 One stem ornamental Grass
- 3527 One stem any other Wildflower
- 3528 One stem Flowering Shrub
- 3529 One stem Non- Flowering Shrub
- 3530 One stem Flowering Vine
- 3531 One stem Berried Shrub
- 3532 One stem Hibiscus
- 3533 One spray Marigold, small
- 3534 One spray Marigold, large (African)
- 3535 One stem Rose of Sharon
- 3536 One stem Ivy
- 3537 Any other Perennial not in above class
- 3538 Any other Perennial not yet entered

- 3539 Any other Annual or Biennial not in above class
- 3540 Any other Annual or Biennial not yet entered
- 3541 Any other Flowering Bulb

COLLECTIONS

1. All collections should be of the same specimen unless otherwise specified, and will consist of three stems or stalks, with leaves above the water intact. Collections may have multiple blooms and may be different colors.

CLASS

- 3542 Roses
- 3543 Zinnias, over 3"
- 3544 Zinnias, under 3"
- 3545 Pom Pom Zinnia, under 4"
- 3546 Pom Pom, Zinnia, over 4"
- 3547 Day Lily
- 3548 Petunias, single or bi-colored
- 3549 Petunias double or ruffled
- 3550 Small Marigolds
- 3551 African Marigolds
- 3552 Dahlia (different allowed not required)
- 3553 Coneflowers
- 3554 Dried Flowers
- 3555 Perennial Phlox
- 3556 Herbs (different specimens allowed, not required)
- 3557 Wildflowers (different specimens allowed not required)
- 3558 Sunflowers (different specimens allowed not required)
- 3559 Ornamental Grasses (different specimens allowed not required)
- 3560 Salvia (annual or perennial)
- 3561 Any other Annual or Biennial not in above classes
- 3562 Any other Annual or Biennial not yet entered
- 3563 Any other perennial, not in above classes
- 3564 Any other Perennial not yet entered
- 3565 Any Other Flowering Bulb

HOUSE PLANTS

1. House plants and collections of house plants must have been grown by the exhibitor at least 6 months. Artificial flowers, bows and foliage are not permitted.

POTTED PLANTS

- 3566 Geranium (blooming)
- 3567 African Violet (blooming)
- 3568 Rare or Unusual Flowering House Plant
- 3569 Any other Flowering House Plant

FOLIAGE CLASS- 1 PLANT

- 3570 Hanging Plant, inside
- 3571 Fern
- 3572 Coleus
- 3573 Cacti
- 3574 Succulent
- 3575 Rare or Unusual Foliage Plant
- 3576 Any Other Foliage Plant

OUTDOOR COLLECTIONS

1. May be potted together or separately unless specified in class description.
2. Each collection should contain three or more plants unless more are specified in the class description.

OUTDOOR HANGING – all under 3”

- 3577 Herb Collection
- 3578 Caladium Collection
- 3579 Coleus Collection
- 3580 Cacti or Succulent Collection
- 3581 Any Other Collection

OUTDOOR CONTAINER

- 3582 Small Outdoor Container – 3 plants
- 3583 Medium Outdoor Container – 4-6 plants
- 3584 Large Outdoor Container – 6- or more

ARTISTIC FLOWER ARRANGEMENTS

1. Accessories and Foliage will be permitted unless otherwise stated.

SPRINGTIME CLASS

- 3585 “Tom Thumb” (No bigger than 3”tall or wide, fresh or dried flowers)
- 3586 “Miniature” (No bigger than 5”tal or wide, fresh or dried flowers)
- 3587 “Inspiration” (Religious, white flowers dominant)
- 3588 “St Patrick” (Green & White)
- 3589 “All That Jazz” (your choice, any combination)

SUMMER CLASS

- 3590 “Butterfly Haven” (bright colors)
- 3591 “Meadow Magic” (Wildflowers and Herbs)
- 3592 “Patriotic” (red, white & blue)
- 3593 “Granny’s Green Thumb” (Zinnias Dominant)
- 3594 “Child’s Play” (arrangement for a child’s room)

FALL CLASS

- 3595 “Hummers Delight” (red dominant)
- 3596 “Fall” (gold, yellow and orange)
- 3597 “Autumn Harvest” (your choice, fruits, vegetables and grains allowed)
- 3598 “Memory Lane” (all dried materials)
- 3599 “Recycle” (creative vase or materials originally for other uses)
- 3600 Driftwood

4-H FOOD AND NUTRITION

1. Read General Rules.
2. All entries in Food and Nutrition will be judged during consultation judging. 4-H members will receive a schedule with the time they are to meet with the judge.
3. 4-H’ers may enter a total of ten (10) entries. Make six (6) entries per baked products and four (4) entries per non-baked product class. Recipes from all sources may be used.
4. Entries may be from your favorite recipe or a commercial mix. All unfrosted cakes shall be exhibited in upright position with top crust showing except for cakes such as Bundt cakes, which should have top crust side down.

5. 4-H'ers are encouraged to make all entries as nutritious as possible. For example: use whole-wheat flour, dried fruit, oatmeal, cereal flakes, dry milk powder, etc. where possible.
6. All exhibits are to be labeled when entered.
7. Exhibits should be in FOOD GRADE plasticbags (on covered cardboard or sturdy paper plate cut to side of products), disposable plastic containers or disposable boxes. Food will be judged and sold, so the food will need to be properly rewrapped for sale. Only the exhibit is judged. The container is not judged.
8. Educational Exhibits: Exhibits may be in the form of a poster, notebook, or display, showing and describing something learned, a project activity done, or a food nutrition community service program, etc. Follow Copyright laws as explained in the General Rules as you are preparing your exhibit. Take care to select materials that will withstand County Fair conditions. If the exhibit is a display, maximum size is not to exceed a standard commercial 3' x 4' tri-fold display board. If the exhibit is a poster, it must not be larger than 22" x 28." Name and county/district must be clearly marked on educational exhibits. A collection of favorite recipes in a recipe box or notebook does not constitute an educational exhibit.
9. For food safety purposes, any food that is perishable is not accepted at the fair. If it needs refrigeration, it is not acceptable. Foods that are not acceptable will be disqualified. Refer to K-State Research and Extension Publication, 4-H, Judge's Guide for Food and Nutrition Exhibits, <https://bookstore.ksre.ksu.edu/pubs/4H488.pdf> and MF3544, Food Safety for Frostings and Fillings, <https://bookstore.ksre.ksu.edu/pubs/MF3544.pdf> for information to help you make informed, safe food exhibit decisions.

Not acceptable foods:

- Any food with custard and dairy-based fillings (separate layer)
- Frostings and fillings made with cream cheese, heavy cream, lemon curd and chocolate ganache
- Items made with raw eggs and raw flour
- Items baked in a can, jar or brown paper bag
- Cut fresh fruits and vegetables used as garnishes
- Items made with meat (ex. Bacon)
- Items with alcohol (ex. Wine, beer and hard liquor)

Acceptable foods:

- Dairy products incorporated into the entire batter (not as a separate layer)
- Fruit baked into a product
- Hard cheese baked into a product

10. Alcohol (ex. wine, beer and hard liquor) is not allowed as an ingredient in food entries. Entries with alcohol in the recipe will be disqualified and not be judged.
11. All baked goods must be left whole and uncut. Small items, such as cookies and rolls, should be the same shape and from the same recipe. Exhibit 3 cookies, 3 muffins, 3 breadsticks, 1 loaf bread, etc.
12. Exhibited baked items will be sold after judging and proceeds will go to the 4-H Ambassadors.
13. Under baked entries will be lowered one or more ribbon placings.
14. 4-H'ers are required to attach recipes. Recipes will be required for State Fair entries.
15. Any baked product that can be removed from the pan should be placed on a plate, covered cardboard or disposable container of appropriate size for the exhibit.
16. Dried foods are to be exhibited in the Food Preservation Division.
17. Decorated special event cakes will not be accepted for State Fair exhibition.

18. A food gift package must contain at least three (3) different food items, prepared by the 4- H'er, in a suitable container no larger than 18"x18"x18." No alcoholic beverages will be accepted. Prepared food items must have recipes attached with the entry. Additional homemade food items beyond the 3 minimum or purchased items may also be included in the gift basket. On the back of the entry card, answer these questions:

- a. What is the intended use?
- b. What food safety precautions were taken during and after preparation?

This entry will count as a non-perishable food product, not as an educational exhibit. Home canned foods must follow Food Preservation rules. Canning jars should not be used for baking per manufacturer's instructions. They could break during baking.

19. Modified non-perishable food product: Product must be modified from original recipe to nutritionally enhance the food product. Attach one – 8 ½ x 11 inch page (front and back) that includes: Original Recipe, Modified Recipe, and Narrative to describe modifications made, why modifications were made, and lessons learned such as: nutritive value, and possible changes in appearance, doneness, aroma, flavor, tenderness and /or texture. Example: a standard blueberry muffin recipe that is modified to make it gluten free.

20. Champion and Reserve Champion ribbons will be awarded in each age division if the judge determines the exhibits deserving.

21. Overall Grand Champion and Reserve Grand Champion rosettes will be awarded if the judge considers the exhibits worthy.

FOOD & NUTRITION, AGES 7-9, CLASS

- 1607 Non-perishable Food Product (Cakes & Pies)
- 1608 Non-perishable Food Product (Cookies, Candies, & Bars)
- 1609 Non-perishable Food Product (Breads, Biscuits, & Muffins)
- 1610 Modified Non-perishable Food Product
- 1611 Mixes in a Jar
- 1612 Food Gift Package and/or Specialty Food Product
- 1613 Educational Exhibit

FOOD & NUTRITION, AGES 10-13, CLASS

- 1614 Non-perishable Food Product (Cakes & Pies)
- 1615 Non-perishable Food Product (Cookies, Candies, & Bars)
- 1616 Non-perishable Food Product (Breads, Biscuits, & Muffins)
- 1617 Modified Non-perishable Food Product
- 1618 Mixes in a Jar
- 1619 Food Gift Package and/or Specialty Food Product
- 1620 Educational Exhibit

FOOD & NUTRITION, AGES 14-18, CLASS

- 1621 Non-perishable Food Product (Cakes & Pies)
- 1622 Non-perishable Food Product (Cookies, Candies, & Bars)
- 1623 Non-perishable Food Product (Breads, Biscuits, & Muffins)
- 1624 Modified Non-perishable Food Product
- 1625 Mixes in a Jar
- 1626 Food Gift Package and/or Specialty Food Product
- 1627 Educational Exhibit

OPEN CLASS FOOD AND NUTRITION

1. Read General Rules.
2. Each exhibit must be from a separate baking.
3. Exhibitors are limited to two entries per class.
4. A whole cake is an exhibit. Cake may be any shape.
5. Food will be sold after being judged.
6. All exhibits shall be on paper plates or covered cardboard and placed in a clear plastic bag. Cakes can be entered in a cake box. Snack mixes should be entered in a plastic bag.
7. Youth and Adult exhibits will be judged separately, except in the PublicService Cookie Jar Contest and the Soybean Bakefest.
8. Items may be made from mix or from scratch.
9. Recipes are helpful to the judges and are recommended with each exhibit.
10. For food safety purposes, any food with custard and dairy-based fillings and frostings (ex. cream cheese), raw eggs, flavored oils, "canned" bread or cakes in a jar, cut fresh fruit or any food requiring refrigeration (ex. Bacon) will be disqualified and not judged. Refer to K-State Research and Extension Publication, 4-H888, Judge's Guide for Food and Nutrition Exhibits, for information to help you make informed, safe food exhibit decisions.
11. Alcohol (ex. wine, beer and hard liquor) is not allowed as an ingredient in food entries. Entries with alcohol in the recipe will be disqualified and not be judged.
12. All baked goods must be left whole and uncut. Small items, such as cookies and rolls, should be the same shape and from the same recipe. Exhibit 3 cookies, 3 muffins, 3 breadsticks, 1 loaf bread, etc.
13. Under baked entries will be lowered one or more ribbon placings.
14. Decorated cakes and cookies will be sold.
15. Exhibitors will be paid for 1st, 2nd and 3rd place only. This applies to each class within the division. Champion and Reserve Champion ribbons will be awarded in Breads; Cakes and Pies; Candy; Cookies; and Miscellaneous divisions if the judge determines the exhibits deserving.
16. Overall Grand Champion and Reserve Grand Champion rosettes will be awarded if the judge considers the exhibits worthy.

BREADS CLASS



- | | |
|------|--------------------------------------|
| 3601 | Baking Powder Biscuits, 3 |
| 3602 | Yeast Rolls, 3 white |
| 3603 | Yeast Rolls, 3 whole wheat |
| 3604 | Yeast Rolls, 3 cinnamon or other |
| 3605 | Yeast Rolls, fancy, 3 iced |
| 3606 | Muffins, 3 |
| 3607 | Corn Bread |
| 3608 | Gingerbread |
| 3609 | Quick Bread, nut or fruit, 1 loaf |
| 3610 | Quick Bread, other, 1 loaf |
| 3611 | Yeast Bread, 1 loaf white |
| 3612 | Yeast Bread, 1 loaf whole wheat |
| 3613 | Yeast Bread, 1 loaf other grains |
| 3614 | Fancy Yeast Bread |
| 3615 | Yeast Bread, made with bread machine |

CAKES AND PIES CLASS

- 3616 Chocolate Cake, iced
- 3617 White Cake, iced
- 3618 Chiffon Cake, plain
- 3619 Angel Food Cake, plain
- 3620 Sponge Cake, plain
- 3621 Decorated Cake, must be real cake.
- 3622 Other Cakes
- 3623 Frosted Layer Cake
- 3624 Cupcakes, 3 chocolate, plain
- 3625 Cupcakes, 3 white, plain
- 3626 Cupcakes, 3 other, plain
- 3627 Fruit Pie

CANDY CLASS

- 3628 Divinity, 3 pieces
- 3629 Fudge, Chocolate, 3 pieces
- 3630 Peanut Brittle, 3 pieces
- 3631 Candies, other, 3 pieces
- 3632 Candies, microwave, 3 pieces

COOKIES CLASS

- 3633 No Bake Cookies, 3
- 3634 Bar Cookies, 3
- 3635 Refrigerator Cookies, 3
- 3636 Party Cookies, 3
- 3637 Chocolate Chip Cookies, 3
- 3638 Oatmeal Cookies, 3
- 3639 Peanut Butter Cookies, 3
- 3640 Other Drop Cookies, 3
- 3641 Snicker doodles, 3
- 3642 Sugar Cookies, 3
- 3643 Other Cookies, 3
- 3644 Brownies, 3
- 3645 Decorated Cookies, (8" or larger, judged on appearance only)

MISCELLANEOUS FOODS CLASS

- 3647 Noodles, 1 cup
- 3648 Noodles, Whole Wheat, 1 cup
- 3649 Snack Mix, 1 cup
- 3650 Other Miscellaneous Food Exhibit
- 3651 Mixes in a Jar (Cookies, Cakes, Brownies, Muffins, Soups, Beverages, Other With recipe Pint or quart)

PUBLIC SERVICE COOKIE JAR

1. Entries are to be a clear, gallon-size decorated jar full of assorted, homemade cookies.
2. The jar is to be decorated as desired but cookies must be visible.
3. The jar should contain not less than 5 kinds of cookies of a good size for serving.
4. Each cookie is to be wrapped separately in clear plastic wrap.
5. Bring one of each kind on a plate and identify so the judge will not need to open the jar.
6. The exhibit will be judged as follows:
 - decoration of jar - 50%,
 - quality of cookies - 50%

7. The top cookie jar in each class will be presented to a special guest each year.
8. Exhibitors will be paid for 1st, 2nd and 3rd place only. This applies to each class within the division. Grand Champion and Reserve Grand Champion rosettes will be awarded if the judge considers the exhibits worthy.
9. Open class youth and adults will be judged together in this class.

CLASS

- 3652 Cookie Jar, Individual
 3653 Cookie Jar, group (group meaning more than one person)

DECORATED CAKE AND DECORATED CUPCAKE AWARD

1. All exhibits will consist of one cake with two layers, or one cupcake, from scratch or mix, any flavor or variety.
2. No perishable ingredients (such as cream cheese, sour cream, uncooked egg or other items which require refrigeration to prevent spoilage) are permitted in icings, fillings, or other uncooked parts of the exhibit.
3. Entries should be exhibited on a sturdy cardboard cake base, a cardboard circle covered with foil or a large heavy-duty paper plate inside a large reseal able plastic bag or disposable cake box. Cardboard box containers will not be accepted, due to food safety.
4. Recipes are helpful to judges. Attach the recipe loosely to the bottom of the exhibit. Include your name and age, if youth. Recipes may not be returned.
5. Exhibits shall follow all other rules of the Foods Department.
6. Decorated cakes will not be judged on taste. Judges may cut into cakes to ensure that real cake was used.
7. Exhibitors will be paid for 1st, 2nd and 3rd place only. This applies to each class within the division. Prizes will be distributed when premium payouts are available after the completion of the fair.

DECORATED CAKE CLASS

- 3659 Adult Open Class
 3660 Junior Open Class
 3661 4-H Class

DECORATED CUPCAKE CLASS

- 3662 Adult Open Class
 3663 Junior Open Class
 3664 4-H Class

KANSAS SOYBEAN COMMISSION BAKEFEST

1. Entries in this contest must contain one or more of the following: ½ cup soy flour, ½ cup soy milk, ½ cup textured vegetable protein (100% soy). soy flour, soy milk, and textured vegetable protein are available in health food stores and some grocery stores.
2. All classes require a written recipe with the brand or source of the soybean product noted on the recipe. Recipes will not be returned. Use your favorite recipe or see: www.soyfoods.com.
3. Winning recipes may be used for promotion and will become the property of the Kansas Soybean Commission.
4. Exhibits shall follow all other rules of Foods Department.
5. The first place winner in each class will receive a \$35 prize from the Kansas Soybean Commission.



- 3654 Quick Bread enhanced with soy product
 3655 Yeast Bread enhanced with soy product

3656 Cookies enhanced with soy product (plate of 3)

2023 GREAT AMERICAN FOODS CONTEST – “Cookie Mania”

1. The fair theme is “Stars, Stripes and Summer Nights”. Enter cookies that reflect the theme for the fair. Cookies will be judged partly on its reflection of the theme.
2. Exhibit 3 cookies that are similar in shape and color.
3. All cookie exhibits must be homemade, no store-bought cookies or store- bought cookie dough.
4. Entries should be exhibited on a disposable plate inside a reseal able plastic bag. All entries will be sold, so plates will not be returned.
5. Recipes are helpful to judges. Attach the recipe loosely to the bottom of the exhibit. Include your name and age, if youth. Recipes may not be returned.
6. Exhibits shall follow all other rules of the Foods Department.
7. Cash will be presented to the top three places in the Adult division and the top three places in the Youth division. The first place winners will receive \$75, second place receives \$50, and third place receives \$25.

3657 Great American Foods – Youth (ages 19 & younger)

3658 Great American Foods – Adult

TABLE SETTING CONTEST (4-H and OPEN CLASS YOUTH & ADULT)

1. 4-H entries must be enrolled in the Foods & Nutrition project, other 4-H’ers may enter in open class. Pre-registration by July 5th for the contest is required. Only one place setting per person is allowed.
2. Set up time will be Monday, July 17th from 10:00am to 11:00am.
3. Each setting will have 24x30 inches to work within. The table area will be marked. Practice at home to be sure you don’t exceed your allowed space. Centerpieces are acceptable, if appropriate.
4. Please refer to the Finney County Extension webpage for information on menu writing and table setting. Entries will be judged according to those guidelines.
5. Plan a well-balanced menu that you would prepare. Menu should be appropriate for your age and skill level. Type or print menu on a 5x8 card or paper. Indicate your theme and your name on the card
6. Please label everything with your name. Valuable or sentimental items should not be included in the displays. We will not be responsible for broken or lost items.
7. Complete construction of table setting must be done at the fair by the exhibitor. Only exhibitors will be allowed in the contest area.
8. Cash will be awarded to the top 3 in each class. The first place winners will receive \$75, second place receives \$50, and third place receives \$25
9. No alcoholic beverages on the menu or objectionable themes will be allowed and are subject to disqualification by choice of superintendents or judge.

CLASS

3665 Table Setting Contest – 4-H

3666 Table Setting Contest – Youth Open

3667 Table Setting Contest – Adult Open

4-H FOOD PRESERVATION

1. Read General Rules.
2. 4-H'ers will receive a schedule with the time they are to meet with the judge.
3. All exhibits must be preserved in the current 4-H year. Members must be enrolled in the Foods and Nutrition Project to be eligible for exhibition.
4. No alcohol should be included as an ingredient in food entries. Entries with alcohol in the recipe will be disqualified and not be judged.
5. Recommended method of processing must be used. Recipes must be adjusted for altitude based on your processing location or it will be disqualified.
Processing methods that will be disqualified include: open kettle canning, over canning and sun canning. Untested recipes will be disqualified for food safety reasons. Pickles and sweet spreads must be finished by the water bath process. Low acid products must be pressure processed. Refer to latest USDA Guidelines available at the Extension Office for processing recommendations.
6. Untested recipes will be disqualified for food safety reasons. Tested recipe sources include:
 - K-State Research and Extension Food Preservation publications
 - Other University Extension Food Preservation publications
 - USDA Complete Guide to Home Canning, @2015
 - So Easy to Preserve, 6th edition, The University of Georgia Cooperative Extension Service
 - Ball® Blue Book Guide to Preserving, Edition 37
 - Ball® Complete Book of Home Preserving, @2015 and @2020
 - Canning mixes (i.e. Mrs. Wage's, Ball®) • Pectin manufacturers (i.e. SureJell, Ball®)
 - KSRE Rapid Response Center Preservation Recipes • National Center for Home Food Preservation
 - Ball® and Kerr 3.
7. Exhibitors may enter two exhibits per class.
8. Exhibits must be sealed in clean, clear standard canning jars, with matching brand (ex: use Ball lids on Ball jars, or Kerr lids on Kerr jars, etc.) two piece lids. Do not use colored jars. Do not add fancy padded lids, fabric over wraps or cozies as they interfere with the judging process. No fancy packs unless recipe states to do so (ex: pickled asparagus).
9. Jars must be sealed when entered
10. For food safety reasons, the size of jars used must not be larger than the jar size stated in the recipe. Note: There are 12-ounce, 24-ounce and 28-ounce canning jars available and may be used. Use pint jar process recommendations for 12 ounce jars. Use quart jar process recommendations for 24 ounce and 28 ounce jars.
11. Each jar exhibited must be labeled. Label must not cover brand name of jar. The label must have Class Number, Division, Product, Canning Method, (water bath, dial gauge pressure method or weighted gauge pressure method), process time, and amount of pressure (psi) when pressure canning method is used, date processed including month and year, Name, Address, and County. Jars without labels will not be judged. Labels are available at the Extension Office.
12. Each exhibit must have the complete recipe and instructions attached with the entry card, or it will be lowered one ribbon placing. Recipe must include exhibitor name, recipe source, date of publication and altitude where food processed. If using Mrs. Wage's or Ball® mixes, indicate the date the mix was purchased.
13. Champion and Reserve Champion ribbons will be awarded in each class if the exhibits are deserving.
14. Overall Grand Champion and Reserve Grand Champion rosettes will be awarded if the judge considers the exhibits worthy.

CLASS

- 1650 Sweet Spreads, 1 jar
- 1651 Fruits/Juices, 1 jar
- 1652 Tomatoes/Tomato Products, 1 jar
- 1653 Low Acid Vegetables (corn, green beans, etc.), 1 jar
- 1654 Pickles and Relishes, 1 jar
- 1555 Meat, 1 jar
- 1556 Dried Food, 1 kind to be in a small jar.

If dried food product is not in a canning jar, it will be lowered one ribbon rating. Suggested amount: 1/3-1/2 cup, or three or four pieces per exhibit. All meat jerky must be cooked to 160 degree F before or after drying. Dried products must include the recipe, preparation steps and heating instructions. Jerky not heated to an internal temperature of 160 degrees F will be disqualified and not be judged. Heating information can be found at www.fcs.uga.edu.

OPEN CLASS FOOD PRESERVATION

1. Read General Rules.
2. All exhibits must have been preserved since the conclusion of last year's fair.
3. Recommended method of processing must be used. Recipes must be adjusted for altitude based on your processing location or it will be disqualified. Processing methods that will be disqualified include: open kettle canning, over canning and sun canning. Untested recipes will be disqualified for food safety reasons. Pickles and sweet spreads must be finished by the water bath process. Low acid products must be pressure processed. Refer to latest USDA Guidelines available at the Extension Office for processing recommendations.
4. Untested recipes will be disqualified for food safety reasons. Tested recipe sources include:
 - K-State Research and Extension Food Preservation publications
 - Other University Extension Food Preservation publications
 - USDA Complete Guide to Home Canning, @2015
 - So Easy to Preserve, 6th edition, The University of Georgia Cooperative Extension Service
 - Ball® Blue Book Guide to Preserving, Edition 37
 - Ball® Complete Book of Home Preserving, @2015 and @2020
 - Canning mixes (i.e. Mrs. Wage's, Ball®) • Pectin manufacturers (i.e. SureJell, Ball®)
 - KSRE Rapid Response Center Preservation Recipes • National Center for Home Food Preservation
 - Ball® and Kerr 3.
5. Alcohol should NOT be included as an ingredient in food entries. Entries with alcohol in the recipe will be disqualified and not be judged.
6. Two entries per individual per class. Entries must be from separate recipes.
7. Exhibits must be sealed in clean, clear standard canning jars, with matching brand (ex: use Ball lids on Ball jars, or Kerr lids on Kerr jars, etc.) two piece lids. Do not use colored jars. Do not add fancy padded lids, fabric over wraps or cozies as they interfere with the judging process. No fancy packs unless recipe states to do so (ex: pickled asparagus).
8. For food safety reasons, the size of jars used must not be larger than the jar size stated in the recipe. Note: There are 12-ounce, 24-ounce and 28-ounce canning jars available and may be used. Use pint jar process recommendations for 12 ounce jars. Use quart jar process recommendations for 24 ounce jars and 28 ounce jars.
9. In the dried fruit classes, place 1/3 to 1/2 cup or 3 to 4 pieces in a small glass jar or clear plastic bag.
10. Each jar exhibited must be labeled. Label must not cover brand name of jar. The label must have Class Number, Division, Product, Canning Method, (water bath, dial gauge pressure

method or weighted gauge pressure method), process time, and amount of pressure (psi) when pressure canning method is used, date processed including month and year, Name, Address, and County. Jars without labels will not be judged. Labels are available at the Extension Office.

11. Each exhibit must have the complete recipe and instructions attached with the entry card, or it will be lowered one ribbon placing. Recipe must include exhibitor name, recipe source, date of publication and altitude where food processed. . If using Mrs. Wage's or Ball® mixes, indicate the date the mix was purchased.
12. Jars must be sealed when entered.
13. Exhibitors will be paid for 1st, 2nd and 3rd place only. This applies to each class within the division. Champion and Reserve Champion ribbons will be awarded in each division; Juices; Pickles and Relishes; Vegetables; Fruits; Meats; Sweet Spreads; and Dried Foods, if the exhibits are deserving.
14. Overall Grand Champion and Reserve Grand Champion rosettes will be awarded if the judge considers the exhibits worthy.

JUICES, PICKLES, AND RELISHES CLASS

- 3700 Juice
- 3701 Pickles, Sour 1 jar
- 3702 Pickles, Sweet, 1 jar
- 3703 Pickles, Bread & Butter, 1 jar
- 3704 Pickles, Other, 1 jar
- 3705 Pickled Beets, 1 jar
- 3706 Pickled Okra, 1 jar
- 3707 Fruits or Vegetable Relish, 1 jar

VEGETABLES CLASS

- 3708 Asparagus, 1 jar
- 3709 Green Beans, 1 jar
- 3710 Wax Beans, 1 jar
- 3711 Beets, 1 jar
- 3712 Carrots, 1 jar
- 3713 Corn, 1 jar
- 3714 Mixed Vegetables, 1 jar
- 3715 Tomatoes, 1 jar
- 3716 Other Vegetable, 1 jar
- 3717 Salsa, 1 jar
- 3718 Tomato Sauce, 1 jar
- 3719 Pizza/Spaghetti Sauce, 1 jar
- 3720 Soup, without meat

FRUITS CLASS

- 3721 Apples, 1 jar
- 3722 Applesauce, 1 jar
- 3723 Cherries, 1 jar

- 3724 Peaches, 1 jar
- 3725 Pears, 1 jar
- 3726 Plums, 1 jar
- 3727 Pie Filling, 1 jar
- 3728 Other Fruit, 1 jar

MEATS CLASS

- 3729 Meats, 1 jar
- 3730 Soup, with meat

SOFT SPREADS CLASS

- 3731 Marmalades, 1 jar
- 3732 Preserves, 1 jar
- 3733 Jellies, 1 jar
- 3734 Jams, 1 jar
- 3735 Butter, Fruit, 1 jar

DRIED FOODS CLASS

- 3736 Fruit
- 3737 Vegetable
- 3738 Meat
- 3739 Miscellaneous

4-H FORESTRY

1. Read General Rules.
2. Exhibitors may enter only one article in each class.
3. All exhibits to be mounted on 8 1/2" by 11" heavy stock paper and placed in loose leaf binders. Magnetic or adhesive filler sheets for photographic prints are recommended. Twigs and fruit collections may be exhibited in whatever manner you choose (maximum exhibit size 2' x 3'.)
4. Name, club, age, and year in project should be on front cover.
5. Prepare a label and place in the lower right hand corner of the page. Label should include proper common name as listed in the 4-H bulletin 334, "List of Native Kansas Forest Trees," location where collected, and date collected.
6. See Forestry Project Manual for details on mounting.
7. The Finney County Extension Office has a description and requirements for each exhibit.
8. Divide specimens into the following two sections: Native Kansas Trees and Non-Native Trees.
9. Champion and Reserve Champion ribbons will be awarded in Junior 4-H Forestry and Senior 4-H Forestry if the exhibits are deserving.
10. Overall Grand Champion and Reserve Grand Champion rosettes will be awarded if the judge considers the exhibits worthy.

JUNIOR 4-H FORESTER CLASS

1. Exhibit one complete leaf where possible. If a leaf is too large, exhibit as much of terminal portions as possible. Sketch in reduced scale the entire leaf and illustrate where the exhibited portion comes from.

CLASS

- 1055 Beginning- Exhibit

- 1056 Intermediate- Exhibit
- 1057 Advanced- Exhibit
- 1058 Display on How a Tree Grows
- 1059 Display on Tree Appreciation

SENIOR 4-H FORESTER CLASS

- 1060 Display on Growing and Protecting Trees
- 1061 Display on Tree Culture
- 1062 Display on How Forests Serve Us
- 1063 Educational/Creative Exhibit

4-H / FFA GARDEN (Vegetables and Fruit)

1. Read General Rules.
2. Exhibitors will be limited to only one entry per class.
3. Exhibits should be prepared according to Extension Publication "Exhibiting Fruits and Vegetables."
4. Exhibitors are encouraged to be present at judging.
5. All exhibits must be grown by the exhibitor.
6. Exhibits should be mature acceptable to commercial production.
7. A Champion and Reserve Champion ribbon will be awarded in the following divisions: Beans; Cole Crops; Cucumbers; Potatoes; Root Crops; Tomatoes; Squash & Pumpkins; Fruit; Onions; Peppers; Melons; and Other Vegetables as determined by superintendents. The judge will determine if the exhibits are deserving.
8. Overall Grand Champion and Reserve Grand Champion rosettes will be awarded if the judge considers the exhibits worthy. (Classes 1450-1492)

VEGETABLES

BEANS CLASS

- 1450 Green Snap (plate of 12)
- 1451 Yellow Wax (plate of 12)

COLE CROPS CLASS

- 1452 Cabbage (1)
- 1453 Cauliflower (1)
- 1454 Broccoli (1)

CUCUMBERS CLASS

- 1455 Cucumbers, picklers (plate of 5)
- 1456 Cucumbers, slicers (plate of 5)

POTATOES CLASS

- 1457 Red Potatoes, name variety (5)
- 1458 White or Russet Potatoes, name variety (5)
- 1459 Sweet Potatoes, name variety (5)

ROOT CROPS CLASS

- 1460 Beets (plate of 5)
- 1461 Carrots (plate of 5)
- 1462 Turnips (plate of 5)

TOMATOES CLASS

- 1463 Tomatoes (plate of 5)
- 1464 Cherry Tomatoes (plate of 5)

SQUASH AND PUMPKINS CLASS

- 1465 One Pumpkin (pie)
- 1466 One Pumpkin (other)
- 1467 Acorn Squash (1)
- 1468 Butternut Squash (1)
- 1469 Zucchini Squash, Mature
- 1470 Zucchini Squash, Immature
- 1471 Other Summer Squash
- 1472 Other Winter Squash

ONIONS CLASS

- 1473 White Onions (plate of 5)
- 1474 Yellow Onions (plate of 5)
- 1475 Red Onions (plate of 5)

PEPPERS CLASS

- 1476 Bell Peppers (plate of 5)
- 1477 Peppers, Hot (plate of 5)
- 1478 Peppers, Sweet (plate of 5)

OTHER VEGETABLES, MISC CLASS

- 1479 Eggplant (1)
- 1480 Okra (plate of 5)
- 1481 Rhubarb (5 stalks)
- 1482 Sweet Corn (5 ears)
- 1483 Other Vegetables

FRUITS

FRUIT CLASS

- 1484 Apples (5)
- 1485 Grapes (1 bunch)
- 1486 Peaches (5)
- 1487 Pears (5)
- 1488 Other Fruit

MELONS CLASS

- 1489 Cantaloupe (1)
- 1490 Watermelon (1)

HERBS

1. 6 stems or a comparable quantity of one variety of fresh herbs exhibited in a disposable container of water. Dried herbs are not acceptable.

HERBS CLASS

- 1491 Herbs (6 stems)
- 1492 Fresh Culinary Herbs

GARDEN DISPLAY

1. Each exhibitor in this class will be limited to four square feet of space.
2. The Garden Display must be exhibited in a tray, basket or container that can be easily

moved by the fair staff.

3. Exhibit consists of five different fresh vegetables or fruits. Canned products and shelled vegetables are not acceptable.
4. Only one variety of each type of vegetable or fruit may be exhibited.
5. The numbers of the five vegetables or fruits to be exhibited are as follows:
 - Large Vegetables: One Each; Watermelon, Squash, Pumpkin, Eggplant, Cabbage, Cantaloupe, or similar size vegetable;
 - Medium Vegetables: Five Each; Cucumbers, Tomatoes, Carrots, Beets, Onions, Peppers, Parsnips, Okra, Irish Potatoes, Sweet Potatoes, or similar size vegetable.
 - Small Vegetables: Twelve Each; Green snap beans, wax beans, English peas, or other similar sized vegetables.
 - Small Fruits: One half pint box; Strawberries, blackberries, raspberries, or other similar sized fruits. Tree fruits: Five each: Apples, pears, peaches, or similar sized fruits.
 - Grapes: 2 bunches
6. Champion and Reserve Champion ribbons will be awarded if the exhibits are deserving.
7. Overall Grand Champion and Overall Reserve Grand Champion rosettes will be awarded if the exhibits are deserving.

CLASS

1493 Garden Display

1494 Horticulture Notebook

Entry shall consist of a notebook or three ring binder of written narrative describing a horticulture project such as a landscape design, landscape installation, lawn renovation, water garden, vegetable garden, lawn mowing service, landscape maintenance business, farmer's market business, or other horticultural project. 4-H'ers are encouraged to include photographs, illustrations and/or landscape drawings that help explain work done by the member. Photos taken from the same location before, during and after the completion of the project are particularly helpful.

MISCELLANEOUS CLASS

1495 Crazy about Vegetables

Standard commercial 3' x 4' tri-fold display board - share your favorite vegetable recipe and facts about your favorite vegetable. Display board must include the phrase "Crazy About Vegetables" and be original and neat.

1496 Window Box Salad

Grown in three (3) or more containers, or one (1) long container - must include at least three (3) of the following vegetables: tomatoes, peppers, leaf lettuce, scallions, or radish. Maximum box length is 24".

1497 Decorate a Veggie Creation

Make a veggie creation, person, place or thing using more than 1 vegetable and enhance with markers, clothes and other craft supplies. Decorated vegetable should last the duration of the fair.

1498 Scarecrow - Individual

Make and display the scariest, ugliest, happiest or whatever kind of scarecrow that works for you. Maximum height not over 5'. Self-standing stable base is to be provided.

1499 Scarecrow - Group or Club

Make and display the scariest, ugliest, happiest or whatever kind of scarecrow that works for you. Maximum height not over 5'. Self-standing stable base is to be provided

OPEN CLASS GARDEN

1. Read General Rules.
2. Exhibitors will be limited to only one entry per class.
3. Exhibits should be prepared according to Extension Publication "Exhibiting Fruits and Vegetables."
4. All exhibits must be grown by the exhibitor.
5. Youth and Adult entries will be judged separately.
6. A Champion and Reserve Champion ribbon will be awarded in each division if the judge considers the exhibits deserving.
7. Exhibitors will be paid for 1st, 2nd and 3rd place only. This applies to each class within the division. Grand Champion and Reserve Grand Champion rosette will be awarded from youth exhibits and from Adult exhibits if the judge considers the exhibits worthy.

VEGETABLES

BEANS CLASS

- 3425 Beans (12 green snap, one variety)
3426 Beans (12 yellow wax, one variety)

COLE CROPS CLASS

- 3427 Broccoli (1)
3428 Cabbage (1)
3429 Cauliflower (1)

CUCUMBERS CLASS

- 3430 Cucumbers, picklers (5)
3431 Cucumbers, slicers (5)

ONIONS CLASS

- 3432 Onions, Red (5)
3433 Onions, White (5)
3434 Onions, Yellow (5)

PEPPERS CLASS

- 3435 Peppers, Bell (5)
3436 Peppers, Hot (5)
3437 Peppers, Sweet (5)

POTATOES CLASS

- 3438 Potatoes, Red (5 potatoes, one variety)
3439 Potatoes, Sweet (5 potatoes, one variety)
3440 Potatoes, White (5 potatoes, one variety)

ROOT CROPS CLASS

- 3441 Beets (5)
3442 Carrots (5)
3443 Turnips (plate of 5)

TOMATOES CLASS

- 3444 Tomatoes (5 Cherry or Pear, one variety)
3445 Tomatoes (5 Red or Yellow, one variety)

SQUASH AND PUMPKINS CLASS

- 3446 Pumpkin (1 other)

- 3447 Pumpkin (1 pie)
- 3448 Summer Squash
- 3449 Winter Squash
- 3450 Zucchini Squash, Mature
- 3451 Zucchini Squash, Immature
- 3452 Acorn Squash
- 3453 Butternut Squash

OTHER VEGETABLES, MISC CLASS

- 3454 Eggplant (1)
- 3455 Okra (5)
- 3456 Rhubarb (5 stalks)
- 3457 Sweet Corn (5 ears)
- 3458 Other Vegetables

FRUITS

FRUIT CLASS

- 3459 Apples (5)
- 3460 Grapes (1 bunch)
- 3461 Peaches (5)
- 3462 Pears (5)
- 3463 Other Fruit

MELONS CLASS

- 3464 Cantaloupe (1)
- 3465 Watermelon (1)

HERBS

HERBS CLASS

- 3466 Herbs (6 stems)
- 3467 Fresh Culinary Herbs

(6 Stems, or a comparable quantity of one variety of fresh herbs exhibited in a disposable container of water. Dried herbs are not acceptable.)

GARDEN DISPLAY

1. Each exhibitor in this class will be limited to four square feet of space.
2. Exhibit consists of five different fresh vegetables. Canned vegetables are not acceptable.
3. Only one variety of a specific vegetable may be exhibited.
4. The Garden Display must be exhibited in a tray, basket or container that can be easily moved by the fair staff.
5. Exhibit consists of five different fresh vegetables or fruits. Canned products and shelled vegetables are not acceptable
6. Only one variety of each type of vegetable or fruit may be exhibited
7. The numbers of the five vegetables or fruits to be exhibited are as follows:
 - Large Vegetables: One Each; Watermelon, Squash, Pumpkin, Eggplant, Cabbage, Cantaloupe, or similar size vegetable;
 - Medium Vegetables: Five Each; Cucumbers, Tomatoes, Carrots, Beets, Onions, Peppers, Parsnips, Okra, Irish Potatoes, Sweet Potatoes, or similar size vegetable.
 - Small Vegetables: Twelve Each; Green snap beans, wax beans, English peas, or

other similar sized vegetables.

- Small Fruits: One half pint box; Strawberries, blackberries, raspberries, or other similar sized fruits. Tree fruits: Five each: Apples, pears, peaches, or similar sized fruits.
- Grapes: 2 bunches

8. Grand Champion and Reserve Grand Champion ribbons will be awarded from Adult exhibits and from Youth exhibits if the judge considers the exhibits deserving

CLASS

3468 Garden Display

GARDENER'S BOUNTY

1. This division is for youth and adults combined. Separate awards will NOT be given for youth entries and adult entries.
2. Special awards will be given in for each class in this division. Largest specimens will be determined by weight. Decorated vegetable should last the duration of the fair.

CLASS

- 3469 Largest Watermelon
- 3470 Largest Squash or Zucchini
- 3471 Largest Pumpkin
- 3472 Tallest Sunflower
- 3473 Largest Sunflower
- 3474 Largest Tomato
- 3475 Largest Cucumber
- 3476 Decorated Vegetable (any vegetable)
- 3477 Scarecrow (display must be self-standing)
- 3478 Largest Turnip
- 3479 Largest Cabbage
- 3480 Largest Onion
- 3481 Largest Potato
- 3482 Largest Beet
- 3483 Largest Pepper

MISCELLANEOUS CLASS

- 3484 Window Box Salad
Grown in three (3) or more containers, or one (1) long container - must include at least three (3) Of the following vegetables - tomatoes, peppers, leaf lettuce, scallions, radish.
Maximum box length is 24".

4-H GEOLOGY/LAPIDARY

1. Read General Rules.
2. All entries will be placed in Plexiglas covered wooden boxes.
3. The standard size exhibit box should be 18'x 24'x 3 1/2'. All specimens are to be arranged across the narrow (18") dimension of the exhibit box, making the exhibit 18" across the top and 24" deep exactly. If a box has a sliding plexiglass cover must be removable from the top. Screws, locks, or other devices that would prevent judges from re-moving plexiglass cover should not be used. For Lapidary classes 1845-1849 only, the dimensions of the box should be appropriate for the display but should not exceed 18'x 24'x 3 1/2'.
4. Each exhibitor is required to identify each display box by placing an identification label bearing name, county, and number of specimens in the upper left-hand corner of the box (inside), and by attaching a label with the same information to the lower right corner of the box (inside) and by attaching a label with the same information on the lower right corner of the box. The inside label is to also indicate the class number.
5. Geology specimens should be labeled with the number of the specimens, date collected, specimen name or description, and locality where collected.
6. Entries in the Basic, Intermediate and Advanced classes must be collected from locations in Kansas. Out of state specimens will not count in the minimum number for the class, nor will they be considered in the judging.
7. Champion and Reserve Champion ribbons will be awarded in Basic; Intermediate; Advanced Geology; and Special Exhibit if the exhibits are deserving.
8. Overall Grand Champion and Reserve Grand Champion rosettes will be awarded if the judge considers the exhibits worthy.

BASIC GEOLOGY

1. Display at least 15 different rocks, minerals, or fossils collected during the current 4-H year. Display is limited to one exhibit box 18" by 24" by 3 1/2" with glass cover.
2. Specimens should be mounted in the box by proper groups: rocks, minerals, fossils. Fossils must be identified to the phylum level.

CLASS

1065 Basic Geology

INTERMEDIATE GEOLOGY

1. Display at least 30 different rocks, minerals, or fossils, at least 5 of each. Fifteen of these must have been collected during the current 4-H year.
2. Limited to one exhibit box 18" by 24" by 3 1/2" with glass cover.
3. Specimens should be mounted in the box by proper groups: rocks, minerals, fossils. Fossils must be identified to the phylum level.

CLASS

1066 Intermediate Geology

ADVANCED GEOLOGY I

1. Display at least 45 rocks, minerals, or fossils, at least 5 of each. More than one specimen of the same kind of rock or mineral or species of a fossil may be exhibited if this duplication represents different geological formations. Specimen label must show this distinction.
2. Exhibit limited to two boxes 18" by 24" by 3 1/2" with glass cover.
3. Specimens should be mounted in the box by proper groups: rocks, minerals, fossils. Rocks must be identified by their proper name and type. Fossils must be identified to the phylum level.
4. Exhibit must include at least 15 specimens of current year's work.

CLASS**1067 Advanced Geology I****ADVANCED GEOLOGY II**

1. Display at least 60 rocks, minerals, or fossils, at least 5 of each. More than one specimen of the same kind of rock or mineral or species of a fossil may be exhibited if this duplication represents different geological formations. Specimen label must show this distinction. (Fort Hays limestone, not just limestone: exact species must have different formation names listed on the I.D. card, Compostia Brachiopoda from Morrill Limestone not just Brachiopoda or Compostia Brachiopoda).
2. Exhibit limited to two boxes 18" by 24" by 3 1/2" with glass cover.
3. Exhibit must include approximately 15 specimens of current year's work.
4. Specimens should be mounted in the box by proper groups: rocks, minerals, fossils. Rocks must be identified by their proper name and type. Fossils must be identified to the Phylum, Class, and Genus levels if possible.

CLASS**1068 Advanced Geology II****EDUCATIONAL CLASS****1069 Geology Educational Exhibit**

Exhibit relating to everyday living; or to a mineral rest, a rock formation, geological history, species of a fossil, forms of one mineral, a variation of one kind or rock, archaeological artifacts, or Indian artifacts. Digital formats are accepted. Exhibit limited to 4 feet of table space.

LAPIDARY

1. All lapidary specimens should be labeled with the following: Specimen name, place or origin (country, state, or county; county required for Kansas specimens), purchased or self-collected, date lapidary treatment began, date lapidary treatment completed (Treatment completed after the County Fair considered a new year specimen).

CLASS**1070 Lapidary**

Display at least 5 varieties of polished (tumbled specimens and 5 varieties of unpolished specimens that have not yet received lapidary treatment). These do not have to be an example of "before and after", nor do they have to be self-collected. Locales must be identified.

1071 Lapidary

Display before-and-after examples of at least 3 varieties of specimens, at least 2 tumbled-polished and 2 unpolished of each. There is no requirement that the 4-H'er collect any of these. Locales must be identified. Lapidary work should be done during the current 4-H year.

1072 Lapidary

Display before-and-after examples of at least 6 varieties of specimens, at least 2 tumbled-polished and 2 unpolished of each. At least two varieties should be collected from the native site by the 4-H'er, at least one of which comes from Kansas. Locales must be identified. Lapidary work should be done on at least three varieties should be done during the current 4-H year.

1073 Lapidary

Display before-and-after examples of at least 9 varieties of specimens of at least 9 varieties of specimens, at least 2 tumbled-polished and 2 unpolished of each. At least three varieties should be collected from the native site by the 4-H'er, at least one of which comes from

Kansas. Locales must be identified. Lapidary work should be done on at least three varieties should be done during the current 4-H year.

1074 Lapidary

Exhibit at least 6 specimens that have not previously been exhibited, which have received treatment. Lapidary treatment may consist of polishing, and end, face, or flat lapping. Specimens must represent at least 3 different varieties and include at least three cabochons of any size or shape, only of which may be free-formed. A cabochon is a style of cutting in which the top of the stone forms a domed or curved convex surface. Three of the specimens must be mounted into jewelry findings.

SPECIAL EXHIBIT

1. Relating geology to everyday living or to a mineral test, a rock formation, geological history, species of a fossil, forms of one mineral, a variation of one kind of rock, archaeological artifacts, or Indian artifacts.
2. Out of state specimens may be included.
3. Exhibit limited to 4 feet of table space or to no more than two exhibit boxes 18" by 24" by 3 1/2" with glass cover.

CLASS

1075 Special Exhibit

GIRL SCOUTS

1. Read General Rules.
2. This department is open to all Girl Scouts in Finney County.
3. Work must have been done during current year as a Patch or Badge requirement and labeled accordingly (exception to Daisies).
4. Champion and Reserve Champion ribbons will be given to the top entries.

DAISY GIRL SCOUTS CLASS

1. Exhibitor may enter 3 items in each class.

- 5000 Photography
- 5001 Scrapbooking
- 5002 Collections
- 5003 Crafts/Artwork
- 5004 STEM (Science Technology Engineering & Math)
- 5005 Educational Display

BROWNIE GIRL SCOUTS CLASS

1. Exhibitor may enter up to 7 items in each class.

- 5010 Photography
- 5011 Scrapbooking
- 5012 Collections
- 5013 Crafts/Artwork
- 5014 STEM (Science Technology Engineering & Math)
- 5015 Baking
- 5016 Sewing
- 5017 Educational Display

JUNIOR GIRL SCOUTS CLASS

1. Exhibitor may enter up to 10 items in each class.

- 5020 Photography
- 5021 Scrapbooking
- 5022 Collections
- 5023 Crafts/Artwork

- 5024 STEM (Science Technology Engineering & Math)
- 5025 Baking
- 5026 Sewing
- 5027 Bronze Award Project
- 5028 Educational Display

CADDETTE'S, SENIOR'S AND AMBASSADOR GIRL SCOUTS CLASS

1. Exhibitor may enter up to 10 items in each class.

- 5030 Photography
- 5031 Scrapbooking
- 5032 Collections
- 5033 Crafts/Artwork
- 5034 STEM (Science Technology Engineering & Math)
- 5035 Baking
- 5036 Sewing
- 5037 Silver Award Project
- 5038 Gold Award Project
- 5039 Educational Display

4-H / FFA MEAT GOATS & BREEDING MEAT GOATS

1. Read General Rules.
2. Read General Livestock Rules.
3. Animals are not eligible to be shown in both breeding and market classes.
- 4. An exhibitor may show a maximum of 4 market and 2 breeding goats.**
5. Animals must be shown with a chain, collar or halter.
6. All goats must have a registered tattoo or an official USDA premise ID scrapie tag.
7. Teeth: All meat goats must have baby teeth (temporary teeth) in place with no visible signs of permanent teeth. Decision on teeth will be made by attending superintendent and veterinarian.
- 8. Horns: All meat goats are suggested to be dehorned. However, (due to safety factor) if horns are left, they MUST be tipped and rounded (not less than the diameter of a dime at the end) at least 4-6 weeks before the fair.**
9. Bracing: Feet may be lifted when setting up; however, goats must have all four feet touching the ground when being handled by the judge. Exhibitors may not alter the arena floor when setting up goats, the arena floor must be left level.
10. Grooming: Artificial coloring, paint, or powder will not be permitted for use on goats during the entire show.
11. It is recommended to have a muzzle for your goats safety when penned.
12. Goat classes will be split by weight at the discretion of the superintendents.
13. Champion and reserve champion ribbons will be awarded to the division winners if the judge considers the exhibits worthy.
14. Grand Champion and Reserve Grand Champion rosettes will be awarded for overall winner if the judge considers the exhibits worthy.

MARKET MEAT GOATS

1. Male wethers and female meat goats are allowed to show in the meat goat show. Any animal exhibiting cryptorchid characteristics (testicle and/or castration scar tissue) will be disqualified.
2. Weight: Meat goats shown must weigh a minimum of **50** pounds and can be any breed or combination of goat breeds. No maximum weight.

3. Minimum weight to sell a meat goat at the Premium Auction is **50** pounds and Carcass Show is **75** pounds.
4. Identification: All meat goats must have been identified in the member's or family's name with approved 4-H ear tags within the county tagging dates.
5. **Shearing: All market meat goats must be "slick shorn" with an equal amount of hair, above the knee and hock (head and belly excluded) prior to check-in time. A maximum of 0.4 inch of hair is permitted. Hair on the tail switch is permitted.**
6. All Meat Goats will be eligible for the premium auction. If sold through the premium auction, the animal may be taken home, selected for the carcass or on the floor truck. If it is being taken home the tags will need to be cut out by the superintendent before it leaves the fair grounds and will not be allowed to show at the state fair or KJLS.

CLASS

- 1750 Meat Goat-Wether
 1751 Meat Goat- Doe
 1752 Prospect Market (under 50 lbs)

BOTTLE GOATS

1. All Bottle Goats must be carried as a current project.
2. Bottle Goats must be born between December of the previous year, and May of the current year. Bottle Goat needs to be owned and tagged by youth age 7-12, with approved 4-H ear tags on weigh/tag date. Goat must be fed on a bottle or bucket for at least 30 days. Need to be identified and tagged by the Final Tag Date.
3. All Bottle Goats must have a Scrapie Tag.
4. Bottle Goats are not to show in the market goat or breeding goat classes and do not qualify for the premium sale or carcass show.

CLASS

- 1753 Bottle Goat Class

BREEDING MEAT GOATS

1. Breeding Does: All Breeding Meat Goats are to be females (Does) only. No males (Bucks). Age of the animal will determine class.
2. Classes will be divided by weight.
3. Identification: All breeding meat goat does (female) must be identified with an official USDA Premise Identification scrapie tag or an official tattoo.
4. Shearing of Breeding Meat Goats is optional.
5. Grand Champion and Reserve Grand Champion rosettes will be awarded in each class (1754, 1755, 1756) if the judge considers the exhibits worthy.

CLASS

- 1754 Doe Kids, (born after Jan1, current year)
 1755 Yearling Does, (1-2 yrs. Old)
 1756 Senior Does (2 yrs. Or older)

GOAT SHOWMANSHIP

1. All meat goat exhibitors are encouraged to participate in the fitting and showing class. Only one class of fitting and showing for Meat Goats and Breeding Meat Goats. The animal used in this class must be exhibited in a 4-H/FFA division class.
2. All showmen must show their own animals.
3. Show order is senior, intermediate and junior.
4. Grand Champion and Reserve Grand Champion will be awarded in each class. Top two in each age division will go on to compete in Supreme Showman.

CLASS

- 1757 Goat Showmanship, Junior
- 1758 Goat Showmanship, Intermediate
- 1759 Goat Showmanship, Senior

OPEN CLASS MEAT GOATS & BREEDING MEAT GOATS

1. Read General Rules.
2. Read General Livestock Rules.
3. Animals are not eligible to be shown in both breeding and market classes.
4. **An exhibitor may show a maximum of 4 market and 2 breeding goats.**
5. Animals must be shown with a chain, collar, and halter.
6. All goats must have a registered tattoo or an official USDA premise ID scrapie tag.
7. Teeth: All meat goats must have baby teeth (temporary teeth) in place with no visible signs of permanent teeth. Decision on teeth will be made by attending superintendent and veterinarian.
8. Horns: All meat goats are suggested to be dehorned. However, (due to safety factor) if horns are left, they should be tipped and rounded (not less than the diameter of a dime at the end) at least 4-6 weeks before the fair.
9. Bracing: Feet may be lifted when setting up; however, goats must have all four feet touching the ground when being handled by the judge. Exhibitors may not alter the arena floor when setting up goats, the arena floor must be left level.
10. Grooming: Artificial coloring, paint, or powder will not be permitted for use on goats during the entire show.
11. Goat classes will be split by weight at the discretion of the superintendents.
12. Exhibitors will be paid for 1st, 2nd and 3rd place only. This applies to each class within the division. Grand Champion and Reserve Grand Champion rosettes will be awarded in each division if the judge considers the exhibits worthy.

MARKET MEAT GOATS

1. Male wethers and female meat goats are allowed to show in the meat goat show. Any animal exhibiting cryptorchid characteristics (testicle and/or castration scar tissue) will be disqualified.
2. Weight: Meat goats shown must weigh a minimum of **50** pounds if sold to the floor.
3. Shearing: All meat goats must be "slick shorn" with an equal amount of hair, above the knee and hock (head and belly excluded) prior to check-in time. A maximum of 0.4 inch of hair is permitted. Hair on the tail switch is permitted.

CLASS

- 3750 Meat Goat- Wether
- 3751 Meat Goat- Doe

BREEDING MEAT GOATS

1. Breeding Does: All Breeding Meat Goats are to be females (Does) only. No males (Bucks). Age of the animal will determine class.
2. Identification: All breeding meat goat does (female) must be identified with an official USDA Premise Identification scrapie tag or an official tattoo.
3. Shearing of Breeding Meat Goats is optional.
4. Grand Champion and Reserve Grand Champion rosettes will be awarded in each division if the judge considers the exhibits worthy.

CLASS

- 3752 Doe Kids born Jan 1 or later of current year
- 3753 Yearling Does, 1 to 2 years
- 3754 Senior Does, 2 years or older

PEEWEE SHOWMANSHIP

1. Youth ages 6 and under. Exhibitors do not need to own the animal and may be assisted by another person for safety reasons.
2. All participants will receive a participation ribbon.

CLASS

3755 Goat Showmanship, Peewee

4-H HOME ENVIRONMENT

1. Read General Rules.
2. Entry must be made by booth entry deadline see Extension Office.
3. All exhibits must be accompanied by the current year 4-H Home Environment record sheet and story.
4. Each entry in this department needs to be labeled with the 4-H'ers name and the class number.
5. Articles may be hand-made or purchased.
6. Curtains and pictures may be hung.
7. Each 4-H'er submitting an educational display will have a 4' by 4' space. Display should be self-standing. If the exhibit is a display, maximum size is not to exceed a standard commercial 3' x 4' tri-fold display board.
8. Champion and Reserve Champion ribbons will be awarded in tour, single exhibits, educational display, and in posters and notebooks if the exhibits are deserving.
9. Overall Grand Champion and Reserve Grand Champion rosettes will be awarded for the tour and for fair exhibits if the judge considers the exhibits worthy.

HOME ENVIRONMENT TOUR

1. Judge will visit your home to view your project on Thursday before the fair. Judging schedule will be mailed.
2. Room will be judged as follows:

Plan and Story - 20%	Use of Color - 20%
Use of Design - 20%	Combination of Things - 20%
Selection, Workmanship and Choice - 20%	

CLASS

1076 Room shown on tour

SINGLE EXHIBITS

1. An article made by the 4-H'er for the home. Include explanation of how it was made, cost, pictures, pattern, etc. Describe how it fits into the color and design scheme of the room. Explanation will be considered in total score.

CLASS

1077 Single Exhibit

POSTERS, NOTEBOOKS AND EDUCATIONAL DISPLAYS

1. May include swatches, colors, stories, photographs, and project records which detail what was accomplished this year with a given indication of long term plans.
2. Educational Poster or Display. Posters must be no larger than 22" x 28" poster board. Displays are not to exceed a standard 3' x 4' tri-fold display board.

CLASS

1078 Poster

1079 Notebook

1080 Educational Display

4-H/FFA HORSES

1. Read General Livestock Rules. All youth will be divided into three divisions according to age as of Jan. 1 of current year. Junior division: 7 to 9 years old, Intermediate division: 10 to 13 years old, and Senior division: 14 years old and older.
2. Please follow all entry deadlines. Entries and waivers will be due on July 7th. Late entries will not be accepted.
3. **Judged event entries** can be made at the NE corner of the Grandstand arena at 7:30am on Saturday, July 16th.
4. **Speed event entries** can be made at the NE corner of the Grandstand arena at 7:30am on Saturday, July 16th.
5. Exhibitors are NOT required to stall on the Fairgrounds. Stalls and bedding will be available for those who wish to stall on the grounds. Exhibitors are to clean their respective horse stalls and make sure their animals receive feed and water. Horse Superintendents will supervise the stalls daily.
6. All horses shown at owner's risk.
7. The age of the horse is determined as of January 1.
8. The horse identification certificate must have been submitted to the Extension Office by May 1st. Members must present Horse Identification Certificate, if requested.
9. Exhibitors are limited to only one entry in each performance class.
12. 4-H'ers are to follow the regulations in "Kansas 4-H Horse Show Rule Book." Dress code will be enforced.
13. To be eligible for State Fair performance and showmanship classes, a 4-H'er must receive a blue or purple ribbon at the District 4-H Horse Show.
14. Horses are to be exercised in the practice arena and show arena areas only, but only when those areas are not in use.
15. Exhibitors will receive a contestant number to be worn when showing.
16. Each class should have a minimum of three if possible.
17. If class entries are considered insufficient (less than three entries), show management has the option to combine western classes (stock-type with gaited and/or pony western pleasure) within an age classification.
18. High Point in each age division will receive a Belt Buckle. A maximum of six (6) points will be given for each class regardless of number of participants or color of ribbon received. For example: 10 participants – points will be awarded as 6-5-4-3-2-1. If 2 participants – points will be awarded as 6-5. Points will be tabulated on a ONE HORSE-ONE RIDER combination. Points from Showmanship Classes will be used in case of a tie for High Point and All-Around Awards.

*** If an overall is selected then a Grand Champion and Reserve Grand Champion Rosette will be awarded.**

HALTER CLASSES

1. Halter classes will include all ages of 4-H youth 7 to 18 years of age.
2. All breeds will be shown together, with the exception of ponies.
3. Halter classes with more than three entries will be divided by using horse age groups with Junior horses being four years old and younger, and Senior horses being five years old and older.
4. In working colts in the ring, one attendant (4-H if possible) may help.
5. Champion and Reserve Champion ribbon will be awarded to Mares and to Geldings if the judge considers the exhibits worthy.

CLASS

- 1900 Halter Mares – Sr.
- 1901 Halter Mares – Jr.
- 1902 Halter Geldings – Sr.
- 1903 Halter Geldings – Jr.
- 1904 Halter All Pony (56" and under) (all ages & both sexes)

SHOWMANSHIP HORSE

1. Showmanship entries must be made with horse entries by the specified date.
2. Grand Champion and Reserve Grand Champion will be awarded in each class.

CLASS

- 1905 Horse Showmanship, Senior (Age 14-18 years)
- 1906 Horse Showmanship, Intermediate (Age 10-13 years)
- 1907 Horse Showmanship, Junior (Age 7-9 years)

PERFORMANCE CLASSES

1. Classes are divided into divisions by ages of riders as of Jan. 1 of current year.
Junior division: 7 to 9 years old
Intermediate division: 10 to 13 years old
Senior division: 14 years old and older.
2. All horses will be shown together, with the exception of ponies.
3. Champion and Reserve ribbons will be awarded in performance classes if the judge considers the exhibits worthy.
4. If Overall is selected then—Grand Champion and Reserve Grand Champion rosettes will be awarded in each division, if the judge considers the exhibit worthy.

WALK/TROT

1. Walk/Trot is open only to 4-H'ers age 7 - 18 years old.
2. Those 4-H youth that show in Western Pleasure cannot show in Walk/Trot and those that show in Walk/Trot cannot show in Western Pleasure.

CLASS

- 1908 Walk/Trot Pleasure (All Ages 7-18 years)

WESTERN PLEASURE

1. Only one pleasure class may be entered.
2. Novice exhibitors will not be able to enter any other pleasure class.
3. If exhibitor enters in Western Pleasure Ponies, they may not exhibit in any other class.

CLASS

- 1909 Stock-Type Western Pleasure (Age 14-18 years)
- 1910 Stock-Type Western Pleasure (Age 10-13 years)
- 1911 Stock-Type Western Pleasure (Age 7-9 years)
- 1912 Pony Pleasure (56" and under) (Age 7-18 years)

WESTERN HORSEMANSHIP

1. All breeds and sexes compete as one class.

CLASS

- 1914 Western Horsemanship (Age 14-18 years)
- 1915 Western Horsemanship (Age 10-13 years)
- 1916 Western Horsemanship (Age 7-9 years)

WORKING RANCH HORSE

1. All breeds and sexes compete as one class.

CLASS

- 1917 Working Ranch Horse, (Age 14-18 years)
1918 Working Ranch Horse, (Age 10-13 years)
1919 Working Ranch Horse, (Age 7-9 years)

TRAIL

1. All breeds and sexes compete as one class.
2. Class and rules are based on "Kansas 4-H Horse Show Rule Book". Rule books are available at the Extension Office.
3. Champion and Reserve Champion ribbons will be awarded if the exhibits are deserving.

CLASS

- 1920 Trail Class, (Age 14-18 years)
1921 Trail Class, (Age 10-13 years)
1922 Trail Class, (Age 7-9 years)

SPEED EVENTS: BARREL RACING, POLE BENDING AND FLAGS

1. Speed events will take place on Saturday, July 16th. Speed event entries can be made at the NE corner of the Grandstand arena at 7:30am on Saturday, July 16th.
2. If there are less than 3 contestants in a class, classes will be combined.
3. Includes all classes from 1923-1931.
4. Champion and Reserve Champion ribbons will be awarded to each age group in each area.

CLASS

- 1923 Barrels (Age 14-18 years)
1924 Barrels (Age 10-13 years)
1925 Barrell (Age 7-9 years)
1926 Flags (Age 14-18 years)
1927 Flags (Age 10-13 years)
1928 Flags (Age 7-9 years)
1929 Poles (Age 14-18 years)
1930 Poles (Age 10-13 years)
1931 Poles (Age 7-9 years)

OPEN CLASS HORSES

1. No stallions allowed on show grounds.
2. **Judged event entries** can be made at the NE corner of the Grandstand arena at 7:30am on Saturday, July 16th.
3. **Speed event entries** can be made at the NE corner of the Grandstand arena at 7:30am on Saturday, July 16th.
4. All horses are shown at the owner's risk.
5. The age of a horse is determined as of January 1.
6. In open class, the horse owner must be listed but may be shown by trainer.
7. Open show will not be divided by age groups. All classes will include youth 7-18 and adults 19 and older. Youth 1-6 years old will not be permitted to participate.
8. Only non 4-H member youth can participate in the open show. 4-H members cannot participate in the Open Horse Show.
9. 4-H rules will be followed in all classes. Any changes in rules will be determined by Superintendents.

10. Horses in the Open Class shows will not be stalled at the fairgrounds. They will be required to remain only on the days of the show.
11. Exhibitors will be paid for 1st, 2nd and 3rd place only. This applies to each class within the division.

HALTER

1. Halter classes will include all ages of non 4-H youth and adults.
2. All breeds will be shown together, with the exception of ponies.

CLASS

- 3900 Mares – Sr. & Jr. –OPEN (All Ages)
3901 Geldings – Sr. & Jr. –OPEN (All Ages)
3902 All Pony (56" and under) (all ages & both sexes) OPEN (All Ages)

PERFORMANCE CLASSES

1. All horses will be shown together, with the exception of ponies.

WESTERN PLEASURE

1. All breeds and sexes compete as one class.
2. Horses are to be shown at a walk, trot, and lope on a reasonably loose rein without undue restraint. Horses must work both ways around the ring at all three gaits to demonstrate their ability with different leads. The judge shall have the right to ask for additional work from any horse.
3. Horses are to be reversed to the inside (away from rail). Horses may be required to reverse at walk or trot or may be required to go from any gait to any other gait at the discretion of the judge.
4. No mechanical bits will be allowed.
5. Entries shall be penalized for being in wrong leads. Excessive speed is to be penalized.
6. This class will be judged on the performance and conformation of horse at the discretion of the judge.

CLASS

- 3903 Western Pleasure OPEN (All Ages)

WALK / TROT

1. Walk/Trot Classes is open to any age.
2. Those that show in Western Pleasure cannot show in Walk/Trot and those that show in Walk/Trot cannot show in Western Pleasure.

CLASS

- 3904 Walk/Trot—OPEN (All Ages)

WESTERN HORSEMANSHIP

1. All breeds and sexes compete as one class.
2. The judges will designate a pattern.

CLASS

- 3905 Western Horsemanship— OPEN (All Ages)

WORKING RANCH HORSE

1. All breeds and sexes compete as one class.

CLASS

- 3906 Working Ranch Horse – OPEN (All Ages)

TRAIL CLASS

1. All breeds and sexes compete as one class.
2. The judges will designate one pattern from "Kansas 4-H Horse Shows Rule Book" or will designate a pattern from breed associations.
3. Performance of the horse will count 80 points and the rider 20 points.

4. Champion and Reserve Champion ribbons will be awarded in each class if the exhibits are deserving.

CLASS

3907 Trail Class—OPEN (All Ages)

SPEED EVENTS: BARREL RACING, POLE BENDING AND FLAGS

1. Speed events will take place on Saturday, July 16th. Speed event entries can be made at the NE corner of the Grandstand arena at 12:30pm Saturday, July 16th. Events will begin at 1pm.
2. All breeds and sexes compete as one class.
3. Champion and Reserve Champion ribbons will be given in each class.
4. If there is an overall selected then a Grand Champion and Reserve Grand Champion rosettes will be awarded to over top placers.

CLASS

3908 Barrels – OPEN (All Ages)

3909 Flags- OPEN (All Ages)

3910 Poles – OPEN (All Ages)

MISCELLANEOUS EVENTS

3911 Therapeutic Horsemanship Exhibition

OPEN MODELS AND INTERLOCK BLOCKS

1. Read General Rules.
2. An official entry card must be attached to the exhibit.
3. Exhibitors are limited to 2 entries per class.
4. Exhibits must be the result of current year's work and must be clean.
5. Youth and adult entries will be judged separately.
6. Please note on entry if exhibit is made from a kit or is an original design.
7. Exhibitors will be paid for 1st, 2nd and 3rd place only. This applies to each class within the division. Champion and Reserve Champion ribbons will be awarded in each class if the judge considers the exhibits worthy.
8. Overall Grand Champion and Reserve Grand Champion rosettes will be awarded if the judge considers the exhibits worthy.

CLASS

3110 Model Airplanes, Ships, etc

3111 Model Vehicle

3112 Other Model

3113 Interlocking Blocks- Kit Construction

3114 Interlocking Blocks- Original Designs

4-H PET SHOW

1. Read General Rules.
2. Show will be held at the 4-H Building.
3. Please see fair schedule for check-in & judging times.
4. Exhibitors are limited to 1 entry in each class.
5. Champion and Reserve Champion ribbons will be awarded in each class if the exhibits are deserving.
6. Grand Champion and Reserve Grand Champion rosettes will be awarded if the judge considers the exhibits worthy.

AQUARIUM PETS

1. Any 4-H member enrolled in the Pet project in the current year may enter.

CLASS

- 1935 Bowl Show (1 or 2 fish in a fish bowl)
1936 Reptiles and amphibians (Salamander, Turtle, Other)

ENJOY YOUR CAT

1. Any 4-H member enrolled in the Cat project in the current year may enter.
2. All cats must be shown on a leash.
3. Proof of rabies and distemper vaccinations signed by a graduate, licensed accredited veterinarian must be presented to superintendent during check in to be eligible to compete.

All information needs to be updated and in FairEntry.

CLASS

- 1937 Adult Cat (over 1 year old)
1938 Kitten (3 months to 1 year old)

HAND PETS

1. Any 4-H member enrolled in the Hand Pets project in the current year may enter.

CLASS

- 1939 Gerbil
1940 Hamster
1941 Guinea Pig
1942 Mouse
1943 Bird
1944 Other

PET DOG

1. Any 4-H member enrolled in the pet project in the current year may enter.
2. Proof of rabies vaccination signed by a graduate, licensed accredited veterinarian must be presented to superintendent at check in to be eligible to compete. DHL and current parvovirus vaccination is strongly recommended. **All information needs to be updated and in FairEntry.**
3. No dog in season will be allowed to show.
4. All dogs must be kept on leash at all times.

CLASS

- 1945 Adult Pet Dog (over 1 year old)
1946 Young Pet Dog (3 months to 1 year old)

FUN CLASSES

1. Pets entered in the Aquarium, Cat, Dog, and Hand Pet classes can be entered in these classes.
2. Each Pet can be entered in only one of these classes with the exception of Decorated Pet. All Pets in the show can be entered in the Decorated Pet class.
3. Decorated Pet Classes will be limited to items that will not harm the Pets entered. Paint, polish, or anything that will alter the original look of the pet will not be prohibited if it does not harm the pet.
4. Decorate-a-container for pets in aquarium, cat, hand pet & dog. Containers can be a bowl, aquarium, crate or cage. Pet has to be in the container.

CLASS

- 1947 Cutest Pet
- 1948 Ugliest Pet
- 1949 Most Loveable Pet
- 1950 Most Unusual Pet
- 1051 Decorated Pet
- 1052 Decorate- a- Container

OPEN CLASS PET SHOW

1. Read General Rules
2. Show will be held at the 4-H Building.
3. Please see fair schedule for check-in & judging times.
4. Exhibitors are limited to 1 entry in each class.
5. Exhibitors will be paid for 1st, 2nd and 3rd place only. This applies to each class within the division. Champion and Reserve Champion ribbons will be awarded in each class if the exhibits are deserving.
6. Overall Grand Champion and Reserve Grand Champion rosettes will be awarded if the judge considers the exhibits worthy.

AQUARIUM PETS

CLASS

- 3935 Bowl Show (1 or 2 fish in a fish bowl)
- 3936 Reptiles and amphibians (Salamander, Turtle, Other)

ENJOY YOUR CAT

1. All cats must be shown on a leash.
 2. Proof of rabies and distemper vaccinations signed by a graduate, licensed accredited veterinarian must be presented to superintendent during check in to be eligible to compete.
- All information needs to be updated and in FairEntry.**

CLASS

- 3937 Adult Cat (over 1 year old)
- 3938 Kitten (3 months to 1 year old)

HAND PETS CLASS

- 3939 Gerbil
- 3940 Hamster
- 3941 Guinea Pig
- 3942 Mouse
- 3943 Bird
- 3944 Other

PET DOG

1. No dog in season will be allowed to show.
2. All dogs must be kept on leash at all times.
3. Proof of rabies vaccination signed by a graduate, licensed accredited veterinarian must be presented to superintendent at check in to be eligible to compete. DHL and current parvovirus vaccination is strongly recommended. **All information needs to be updated and in FairEntry.**

CLASS

3945 Adult Pet Dog (over 1 year old)

3946 Young Pet Dog (3 months to 1 year old)

FUN CLASSES

1. Pets entered in the Aquarium, Cat, Dog, and Hand Pet classes can be entered in these classes.
2. Each Pet can be entered in only one of these classes with the exception of Decorated Pet. All Pets in the show can be entered in the Decorated Pet class.
3. Decorated Pet Classes will be limited to items that will not harm the Pets entered. Paint, polish, or anything that will alter the original look of the pet will not be prohibited if it does not harm the pet.
4. Decorate-a-container for pets in aquarium, cat, hand pet & dog. Containers can be a bowl, aquarium, crate or cage. Pet has to be in the container.

CLASS

3947 Cutest Pet

3948 Ugliest Pet

3949 Most Loveable Pet

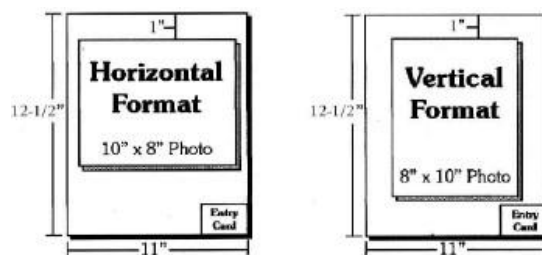
3950 Most Unusual Pet

3951 Decorated Pet

3952 Decorate- a- Container

4-H PHOTOGRAPHY

1. Read General Rules
2. Appointment requests for consultation judging are due in the Extension Office.
3. 4-H members must be enrolled in the photography project in order to exhibit in 4-H classes.
4. Exhibits shall be the result of the current year's project work.
5. 4-H members may enter ten (10) total entries for the unit in which they are enrolled.
6. All 4-H photos must be mounted on studio mat board available from the Extension Office. **All exhibits are to be mounted across the narrow dimension (11") of an 11" x 12-1/2" white studio mount board.** Photos must be mounted with the top edge of the print 1" below the top the mount. The sides of the print must be an equal distance from the two sides of the mount. **Photos not following mounting guidelines will be lowered one ribbon placing.**



7. A permanent mount must be made by using photographic adhesive mounting. Remove white border before mounting.
8. No lettering or dates will be permitted on the front of the mount or on the photograph. No underlays, borders, or decorative mats are to be used.
9. On the back of the mount, write: Exhibitor's name, photo class, location where the photograph was taken, and the county. To protect exhibits from dust and moisture, place mounted photo in a protective bag!
10. Black and white or color photos may be exhibited in all divisions/classes.

11. 4-H'ers are required to enter enlargements as it is difficult to determine if snapshots are State Fair quality.
12. One staple should be used to attach the bottom copy of the entry card to the mat board.
13. Champion and Reserve Champion ribbons will be awarded in each class if the judge considers the exhibits deserving.
14. Champion and Reserve Champion class pictures will compete for Overall Grand and Reserve Grand Champion 4-H picture.

JUNIOR PHOTO (ages 7-9)

1. Up to 10 Entries total for Division

CLASS

1081 Prints - Color or Black & White
(Prints must be no smaller than 7" x 9" and not larger than 8" x 10")

INTERMEDIATE PHOTO (ages 10-13)

1. Up to 10 Entries total for Division

CLASS

1084 Prints - Color or Black & White
(Prints must be no smaller than 7" x 9" and not larger than 8" x 10")

SENIOR PHOTO (14-18)

1. Up to 10 entries total for Division.

CLASS

1087 Prints—Color or Black & White
(Prints must be no smaller than 7" x 9" and not larger than 8" x 10")

1. The 4-H'er is eligible to enter ten (10) images in addition to an entry in the portfolio class.

PORTFOLIO CLASSES

GROWTH PORTFOLIO

1. Member must have been enrolled in Photography project for five (5) years or more.
2. Exhibit will consist of 5 (five) photos – one from each year of enrollment. Each photo must have been created in a different year and must be labeled with year taken and which year of enrollment it represents.
3. Photos must be 8" x 10" and may be color or black and white.
4. An information sheet must accompany each photo giving brand and model of camera used to create this photo. The settings for focal length, aperture, mode and shutter speed must also be listed. Forms are fill able and available through 4-H resources on web. To enable the "fill able" function, Adobe reader must be used.
5. Skill set used to create the photo must be given and explained. Main goal for each year should be listed.
6. Beginning with photo 2, member description of GROWTH in project skill must be included on information sheet.
7. Exhibit will consist of photos arranged in chronological order of enrollment, information sheet on each photo, and all information listed in #6 and #7. A portfolio book will be required.

CLASS

1082 Growth Portfolio

CAREER PORTFOLIO

1. Member must have been enrolled in Photography for 5 (five) or more years or member must be age 15-19 and been enrolled in photography for at least two (2) years. This portfolio is an exploration of one career area in the field of Photography.
2. Exhibit will consist of ten (10) 8 x 10 photos showing **skill development** in one of the following photography areas: Portraiture, Special Effects (not done with computer), Landscape, Photo Journalism, Black and White, Nature/Wildlife or Graphic Design (computer skills with photos). Photos may have been created over multiple project years.
3. Photos may be color or Black and White. If Black and white option is chosen then all photos must be black and white.
4. An information sheet must accompany each photo giving brand and model of camera used to create the photo. The settings for focal length, aperture, mode and shutter speed must also be listed. . Forms are fill able and available through 4-H resources on web. To enable the “fill able” function, Adobe reader must be used.
5. A one page summary should accompany the portfolio listing the goal for pursuing this area of photography and what skills were learned while doing so. Mentors should be acknowledged. Career exploration can also be described. Member are encouraged to explore the career area using on-line and face to face resources.
6. Exhibit will be presented in a notebook designed for portfolio review with pages for required information from #4 and #5.

NOTE: A member may enter only one portfolio each year. Portfolio must have qualified at the County/District Level beginning with 4-H year 2022-2023.

1085 Career Portfolio

SPECIAL UNIT, PORTFOLIO

1. This class is limited to 4-H'ers with 5 or more years in the Photography project using an adjustable single lens reflex camera.
2. This class will be judged on consultation basis. The 4-H'er must be present to talk with the judges about the techniques used in making the images.
3. The portfolio must contain ten images each 8X10" in size. Pictures should be centered on an 11x14 mount board with a single mat frame. Each portfolio must have a theme. Themes could include:

A) Children	C) Wildlife
B) Portraits	D) Other
4. Only one portfolio may be entered each year but the 4-H'er can enter this class each year that they are eligible.
5. A special award will be given if the work is judged worthy. Individual images in this entry will not be eligible for Grand Champion awards. Images in this class should not have a duplicate image in regular 4-H classes.

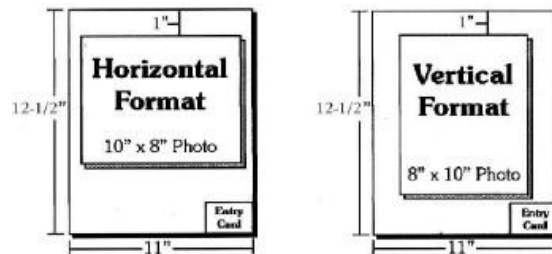
CLASS

1090 Portfolio, Senior (Ages 14 and up)

1091 Portfolio, Intermediate (Ages 12 & 13)

OPEN CLASS PHOTOGRAPHY

1. Read General Rules.
2. Individuals are limited to a total of ten (10) entries in this department.
3. Sweepstakes classes may be entered in addition to regular classes.
4. One entry per exhibitor in each Sweepstakes Class.
5. Pee Wee, Youth, Teen and Adult entries will be judged separately unless otherwise noted.
6. All photos are to be mounted following specific guidelines given for each age group. Entries not following guidelines will receive one ribbon lower. Photos will be judged in classes entered. It is the exhibitor's responsibility to place photos in the proper classes. Photos may be disqualified for placement in improper class.



7. Black and white or color photos may be exhibited in all divisions/classes.
8. **Exhibitors will be paid for 1st, 2nd and 3rd place only.** This applies to each class within the division. Champion and Reserve Champion ribbons will be awarded (as defined in each section) if the judge determines the exhibits are deserving.
9. Overall Grand Champion and Reserve Grand Champion rosettes will be awarded from the Champion and Reserve Champion photos.
10. Sweepstakes Class winners will receive a Sweepstakes ribbon.

PEEWEE PHOTOGRAPHY

1. This division is for children ages 1 through 6.
2. Limited to five (5) exhibits of conventional snapshot size (3x5 or 4x6).
3. Mounting guidelines:
 - a. Use white poster board.
 - b. Poster board should measure 7 x 12.5".
 - c. Mount photo across the 7 inch dimension of the poster board.
 - d. Photo should be 1 inch from top of the board.
 - e. Photo should be equal distance from each side.
4. All photos receive a participation ribbon.

CLASS

3050 Pee Wee Photography

YOUTH PHOTOGRAPHY

1. This division is for children ages 7 through 12.
2. Exhibitors may have a total of ten (10) entries in this division.
 - a. Up to five (5) entries may be snapshots.
 - b. All ten (10) entries may be enlargements.
3. Judging will be based on the American System. Please see general rules for explanation of the American Judging System.
4. For entries in class 3051—Snapshots, follow mounting guidelines as listed under Pee Wee Photography.

5. For entries in class 3052—Enlargements, follow mounting guidelines as listed under 4-H Photography.
 - a) All exhibits are to be mounted across the narrow dimension (11") of an 11" x 12-1/2" white studio mount board. Studio mount board is available for purchase at the Extension Office. Photos must be mounted with the top edge of the print 1" below the top the mount. The sides of the print must be an equal distance from the two sides of the mount.
 - b) A permanent mount must be made by using photographic adhesive mounting. Remove white border before mounting.
 - c) No lettering or dates will be permitted on the mount or on the photograph. No underlays, borders, or decorative mats are to be used.
6. Champion and Reserve Champion ribbons will be awarded in class 3051 and class 3052 if the judge determines the exhibits deserving.
7. Champion and Reserve Champion photos will compete for Overall Grand Champion and Reserve Grand Champion Youth Photo if the judge considers the exhibits worthy.

CLASS

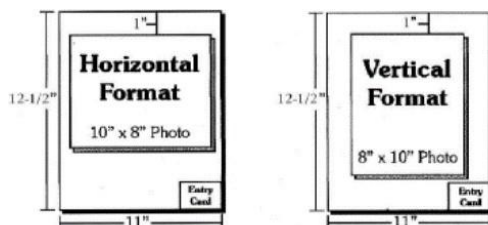
3051 Snapshots

3052 Enlargements

TEEN PHOTOGRAPHY (AGES 13-19) and ADULT PHOTOGRAPHY (OVER 19)

A maximum of ten entries will be allowed across the Division. No more than three (3) entries may be made in any class of the division.

1. Teen and Adult entries will be judged separately in all classes.
2. Exhibitors may have a total of ten (10) entries in this division with no more than three (3) entries per class.
3. Photo sizes: Minimum size 5 x 5 inches & Maximum size 8 x 10 inches.
4. Mounting guidelines for this division:
 - a. All exhibits are to be mounted across the narrow dimension (11") of an 11" x 12-1/2" white studio mount board. Studio mount board is available for purchase at the Extension Office. Photos must be mounted with the top edge of the print 1" below the top the mount. The sides of the print must be an equal distance from the two sides of the mount.
 - b. A permanent mount must be made by using photographic adhesive mounting. Remove white border before mounting.**
 - c. No lettering or dates will be permitted on the front of the mount or on the photograph. No underlays, borders, or decorative mats are to be used.
 - d. Entries not using mat board will receive one ribbon lower.



5. Judging will be based on the American System. Please see general rules for explanation of the American Judging System.
6. A Champion and Reserve Champion ribbon will be awarded within the teen classes (3053-3064) and within the adult classes (3065-3076)

7. Overall Grand Champion and Reserve Grand Champion Photos will be awarded in teen and adult, if the judge considers the exhibits worthy.

TEEN CLASSES:

CLASS

- 3055 Phone photo- no selfies here, a photo of something/someone using your phone
- 3056 Pets/Farm Animals
- 3057 Action/Motion
- 3058 Friends and Fun- capture your friends having fun
- 3059 Black and White- any subject matter but presented as a black and white print
- 3060 Digital Magic- put any single image into your editing program and create something totally different using the features of the program – Attach a 3 x 5 card to back of mount explaining what was done.
- 3061 Wheels – skates, skateboards, cars, as long as wheels are the subject
- 3062 Photographers Choice- any subject not already listed as a class
- 3063 Portraits – human, plant, animal, etc.
- 3064 Kansas Proud – show your pride in your state. A site, a statue, a building, an event....capture it.

ADULT CLASSES

CLASS

- 3065 Pets/Farm Animals
- 3066 Wildlife (non-domesticated animals)
- 3067 Action/Motion
- 3068 Children
- 3069 Flowers
- 3070 Reflections
- 3072 Macro (extreme close-up)
- 3073 Portraits – human, plant, animal, etc
- 3074 Photographers Choice – any subject not already listed as a class
- 3075 Black and White – any subject matter but presents as a black and white print
- 3076 Kansas Proud – show your pride in you state. A site, a statue, a building, an event...capture it.

PHOTOGRAPHY SWEEPSTAKES DIVISION

1. Sweepstakes classes may be entered in addition to basic photography classes.
2. All Sweepstakes classes will have Youth (7-19) and Adult (over 19) divisions. Divisions will be judged separately.
3. **Exhibitors are limited to one entry in each Sweepstakes class.**
4. Entries must be 8 x 10 inches in size and mounted according to 4-H mounting guidelines.
Entries not following all size, mounting and entry guidelines will be disqualified.
5. Color or black and white photos may be entered in any sweepstakes unless class description calls for specific type.
6. Photos will be judged on composition, technical merit and adherence to theme.
7. Ribbons will be awarded to the top 3 entries in each Sweepstakes Class.
8. Sweepstakes prizes will be awarded as listed under each contest.

GREAT AMERICAN PHOTO CONTEST

1. The theme for the 2023 contest is **“Sunrise, Sunset”**.
2. Photos must have been created within the geographic boundaries of Finney County,KS since the close of the 2022 Finney County Fair. In addition, each photo must have an easily identifiable physical component (think building, geographical area, sign,) that anchors the image inside boundaries of Finney County.
3. Photos will be judged on composition, technical merit and adherence to theme.
4. There must be at least 3 entries in a division to earn Sweepstakes Honors.
5. A \$25.00 prize will be awarded to the Top Ribbon winner in both Youth-Teen and Adult Divisions by the Finney County Conventions and Visitors Bureau.

CLASS

3077 Great American Photo- Youth and Teen

3077.1 Great American Photo – Adult

FRIENDS OF SANDSAGE BISON RANGE

1. The theme for the 2023 Contest is **“Wildflowers on the Refuge”**.
2. Photos must have been created on or at the edges of the Refuge following the close of the 2022 Finney County Fair. Note: Wildflowers usually are blooming around the headquarters building, Owls Pond, and Buffalo Pond(sandpit) in late May and early June depending on moisture. Public tours for additional wildflowers MIGHT also be available and will be announced on Refuge social media sites.
3. Follow general Sweepstakes guidelines above for mounting, size and judging specifics.
4. There must be at least 3 entries in a division to earn Sweepstakes Honors.
5. The Friends of Sandsage Bison Refuge will award a \$25.00 prize to the Top Winner in each division of the contest.

CLASS

3078 Sandsage Bison Range Photo- Youth/Teen

3078.1 Sandsage Bison Range Photo- Adult

FRIENDS OF LEE RICHARDSON ZOO PHOTO CONTEST

1. The theme for the 2023 contest is **“Four Footed and Furry”**. All 4 footed residents of Lee Richardson Zoo who also have fur or hair covering their body are eager to pose for these photos.
2. Photos must have been created following the close of the 2022 Finney County Fair.
3. Adult sweepstakes winner will receive a free Family/Grandparent membership to Lee Richardson Zoo good for one year. Youth Sweepstakes winner will receive train tickets. Certificates will be presented at premium payout which can be redeemed at the FOLRZ office. There must be at least 3 entries in a division to earn Sweepstakes Honors.

CLASS

3079 FOLRZ Photo – Youth/Teen

3079-1 FOLRZ Photo – Adult

RINGSIDE REPORT SWEEPSTAKES

1. This Sweepstakes is for PARENTS AND GRANDPARENTS OF 4-H Livestock Showmen ONLY!!!
2. Entries will consist of ONE 4 x 6 photo.
3. Each parent or grandparent may enter up to three (3) photos BUT the child and /or species must change for each entry.
4. Only ONE entry per species per child per parent/grandparent.

5. Photos will be mounted on 8 x 10 poster board and turned into Photography Superintendent no later than the starting time for Supreme Showman.
6. Photos will be sorted into the following group:
 - Group 1 Beef : (bucket calf, breeding, market or dairy)
 - Group 2 Sheep: (breeding and market)
 - Group 3 Swine: (breeding and market)
 - Group 4 Goats: (breeding and market)
7. Judging will be done by a three person team. The team will include: 1 Fair board member, 1 livestock Alumni, and 1 photo superintendent.
8. Multiple awards will be given in each species if possible. (best grin (child or animal), biggest wreck, most concentration, best eye on the judge and others could be added).
9. **PRIZES WILL BE BAKED GOODS FROM 4-H BAKERS.**

CLASS

3080 Ringside Report Sweepstakes

4-H/FFA POULTRY

1. Read General Rules
2. Read General Livestock Rules.
3. Pen space requests must be turned in by specified deadline and must be completed in its entirety.
4. All poultry including exhibition, production, but excluding waterfowl, shall come from a flock of poultry which is designated US pullorum-typhoid clean, or shall have a negative result from a pullorum and fowl typhoid test conducted within 90 days of the show, or at time of entry. Feather soiling will occur if tested at the fair, and testing prior to the fair is very strongly encouraged. All birds tested at the fair will require owners to be present.
5. Each individual is limited to a maximum of 15 total birds.
6. All exhibitors are responsible for feeding and watering their own poultry.
7. Only birds entered in the show may be on the fairgrounds.
8. All eggs laid during the fair will be gathered by the Superintendent and will not be allowed to remain in the pens.
9. Birds are not to be removed from the poultry barn without the permission of the fair superintendents.
10. Birds will not be allowed to be sold in the poultry building or on the fairgrounds.
11. Birds that are on the Federal Protection list will not be accepted for the show or be allowed on the fairgrounds.
12. Champion and Reserve Champion ribbons will be awarded in each class (Exhibition, Production, Pigeon, and Eggs) if the exhibits are deserving.
13. Overall Grand Champion and Reserve Grand Champion rosettes will awarded in each division if the judge considers the exhibits worthy.

EXHIBITION

1. Classes to be judged on basis of exhibition qualities as described in the American Standard of Perfection. Crossbreeds are only allowed in the Production classes.
2. One bird either sex per class

CLASS (1 bird either sex per class, per breed per class)

1960 Standard Breeds, Large Fowl, Young
 1961 Standard Breeds, Large Fowl, Old
 1962 Standard Breeds, Bantams, Young

- 1963 Standard Breeds, Bantams, Old
- 1964 Turkeys – all breeds
- 1965 Ducks, Call or Bantam – all breeds
- 1966 Ducks- all breeds
- 1967 Geese- all breeds

PRODUCTION

1. Classes to be judged on production qualities only. Entries may be Standardbred, Crossbred, or Straight Cross.
2. Pen of three birds per class.

PEN OF 3 BIRDS (PER CLASS)

- 1968 Production Pullets (White or tinted eggs)
- 1969 Production Hens (White or tinted eggs)
- 1970 Dual Purpose Pullets (Brown or colored eggs)
- 1971 Dual Purpose Hens (Brown or colored eggs)
- 1972 Meat-type Chickens (Either Sex)

PIGEONS

SQUABBING or FANCY CLASS -(1 bird either sex per class)

- 1973 Old Rooster (hatched in previous year)
- 1974 Old Hen (hatched in previous year)
- 1975 Young Male (hatched in previous year)
- 1976 Young Hen (hatched in previous year)

EGGS

1. Entries shall consist of 1 dozen eggs, displayed in an egg carton.
2. Eggs do not need to be refrigerated.
3. Eggs need to be cleaned.
4. Eggs will be disposed of after the Fair.

CLASS

- 1977 White Eggs
- 1978 Brown Eggs
- 1979 Colored Eggs

EDUCATIONAL

1. Card table displays are allowed. If the exhibit is a display, maximum size is not to exceed a standard commercial 3' x 4' tri-fold display board. If the exhibit is a poster, it must not be larger than 22" x 28". Name and county/district must be clearly marked on educational exhibits.
2. Overall Grand Champion and Reserve Grand Champion rosettes will be awarded in each class if the judge considers the exhibits worthy.

CLASS

- 1981 Educational Poster
- 1982 Educational Display

OPEN CLASS POULTRY

1. Read General Rules
2. Read General Livestock Rules.
3. All exhibitors are required to have completed Youth Quality Care of Animals (YQCA). Proof needs to be sent to the Extension Office.

4. Pen space requests must be turned in by the specified deadline and must be completed in its entirety.
5. All poultry including exhibition, production, but excluding waterfowl, shall come from a flock of poultry which is designated US pullorum-typhoid clean, or shall have a negative result from a pullorum and fowl typhoid test conducted within 90 days of the show, or at time of entry. Feather soiling will occur if tested at the fair. Testing prior to the fair is very strongly encouraged. All birds tested at the fair will require owners to be present.
6. Each individual is limited to a maximum of 15 total birds.
7. All exhibitors are responsible for feeding and watering their own poultry.
7. Only birds entered in the show may be on the fairgrounds.
8. All eggs laid during the fair will be gathered by the Superintendent and will not be allowed to remain in the pens.
9. Birds are not to be removed from the poultry barn without the permission of the fair superintendents.
10. Birds will not be allowed to be sold in the poultry building or on the fairgrounds.
11. Birds that are on the Federal Protection list will not be accepted for the show or be allowed on the fairgrounds. Exhibitors will be paid for 1st, 2nd and 3rd place only. This applies to each class within the division. Champion and Reserve Champion ribbons will be awarded in each class (Exhibition, Production, Pigeon, and Eggs) if the exhibits are deserving.
12. Overall Grand Champion and Reserve Grand Champion rosettes will be awarded in each division if the judge considers the exhibits worthy.

EXHIBITION

1. Classes to be judged on basis of exhibition qualities as described in the American Standard of Perfection. Crossbreeds are only allowed in the Production classes.
2. One bird either sex per class.

CLASS (1 bird either sex per class, per breed per class)

- 3960 Standard Breeds, Large Fowl, Young
- 3961 Standard Breeds, Large Fowl, Old
- 3962 Standard Breeds, Bantams, Young
- 3963 Standard Breeds, Bantams, Old
- 3964 Turkeys – all breeds
- 3965 Ducks, Call or Bantam – all breeds
- 3966 Ducks- all breeds
- 3967 Geese- all breeds
- 3980 Miscellaneous – Peacocks etc.

PRODUCTION

1. Classes to be judged on production qualities only. Entries may be Standardbred, Crossbred, or StrainCross.
2. Pen of three birds per class.

CLASS (Pen of 3 birds per class)

- 3968 Production Pullets (White or tinted eggs)
- 3969 Production Hens (White or tinted eggs)
- 3970 Dual Purpose Pullets (Brown or colored eggs)
- 3971 Dual Purpose Hens (Brown or colored eggs)
- 3972 Meat-type Chickens (Either Sex)

PIGEONS

SQUABBING or FANCY CLASS -(1 bird either sex per class)

- 3973 Old Rooster (hatched in previous year)

- 3974 Old Hen (hatched in previous year)
- 3975 Young Male (hatched in previous year)
- 3976 Young Hen (hatched in previous year)

EGGS

1. Entries shall consist of 1 dozen eggs, displayed in an egg carton.
2. Eggs do not need to be refrigerated.
3. Eggs need to be cleaned.
4. Eggs will be disposed of after the Fair.

CLASS

- 3977 White Eggs
- 3978 Brown Eggs
- 3979 Colored Eggs

4-H/FFA RABBITS

1. Read General Rules.
2. Read General Livestock Rules.
3. All exhibitors are required to have completed Youth Quality Care of Animals (YQCA). Proof needs to be sent to the Extension Office.
4. Rabbits must be pre-entered. A Rabbit Entry and Report Form should be filled out and turned in with your request for pen space by the specified date. State breed, class, and ear tattoo of animal.
5. Entry numbers are not limited.
6. Classes with breed restrictions are defined as follows:
 - **Pre-junior: under 3 months.** Beveren, Californian, Champagne D'Argent, Checkered Giant, American Chinchilla, Giant Chinchilla, Cinnamon, Crème D'Argent, Hotot, New Zealand, Palomino and Satin.
 - **Juniors: under 6 months.** All other breeds not listed in Pre-Junior.
 - **Intermediate: 6-8 months.** American, Giant Angora, Beveren, Californian, Champagne D'Argent, Flemish Giant, Hotot, English Lop, French Lop, New Zealand, Palomino, Satin and Silver Fox.
 - **Senior: 6 months of age or over** for breeds other than those listed as having Intermediate classes, and 8 months or age or over for breeds having Intermediate classes.
7. Rabbits with sore ears or hocks will be highly encouraged NOT to show and disqualification from judge can happen.
8. No doe and litter classes will be shown.
9. Rabbits will be judged according to the American Rabbit Breeders Association standards.
10. Exhibitors are encouraged to be present for the judging.
11. All rabbits must be fed and watered by the exhibitor. Both feed and water shall be furnished by the exhibitor.
12. Rabbits must be tattooed in left ear. Tattoo must be read from inside of ear left to right and must be legible.
13. All rabbits will be divided into classes by breeds and judged according to their breed standard as listed in the ARBA "Standard of Perfection."

14. Only rabbits entered in the show may be advertised to the public for sale. Rabbits that are sold must remain until check-out time on Sunday.
15. Crossbred rabbits can be shown but are ineligible for Kansas State Fair and Best of Show.
16. Each breed class will be awarded Best of Breed (BOB) and Best Opposite Sex Breed (BOSB) ribbons, at the judges discretion. If no opposite sex is present in class, no second place will be awarded.
17. Best of Breed (BOB) and Best Opposite Sex Breed (BOSB) will be brought back to be selected for Best in Show (BIS) and Reserve Best in Show (RBIS) and receive Grand Champion and Reserve Grand Champion, if the judge considers the exhibits worthy.

CLASS

- 1985 Senior Buck
- 1986 Senior Doe
- 1987 Intermediate Buck (only breeds listed above)
- 1988 Intermediate Doe (only breeds listed above)
- 1989 Junior Buck
- 1990 Junior Doe
- 1991 Pre-Junior Buck (only breeds listed above)
- 1992 Pre-Junior Doe (only breeds listed above)

PEN OF 3 MEAT RABBITS

1. Follow American Rabbit Breeders Association, Inc. (ARBA) Standard of Perfection guidelines for meat rabbits.
2. All breeds competing.
3. Will be judged on meat qualities, condition, and uniformity.

CLASS

- 1993 Pen of 3 Meat Rabbits, Single Fryer
- 1994 Pen of 3 Meat Rabbits, Roasters
- 1995 Pen of 3 Meat Rabbits, Stewers

RABBIT SHOWMANSHIP

1. Showmanship judging will take place immediately after judging.
2. All youth will be divided into three divisions according to age as of Jan. 1 of current year.
 - ◇ Junior division: 7 to 9 years old
 - ◇ Intermediate division: 10 to 13 years old
 - ◇ Senior division: 14 years old and older.
3. Showmanship entries must be made with exhibit entries.
4. All showmen must show their own animals.
5. Judges will consider several factors and ask questions. For more information, contact the Finney County Extension Office for Rabbit Judging Guidelines and Possible Questions.
6. Rosettes will be awarded in each class.
7. Show order will be Senior, Intermediate and Junior.

CLASS

- 1996 Rabbit Showmanship, Junior
- 1997 Rabbit Showmanship, Intermediate
- 1998 Rabbit Showmanship, Senior

EDUCATIONAL

1. If the exhibit is a display, maximum size is not to exceed a standard commercial 3' x 4' tri-fold display board. If the exhibit is a poster, it must not be larger than 22" x 28". Name and county/district must be clearly marked on educational exhibits.

CLASS

- 1983 Educational Poster
1984 Educational Display

OPEN CLASS RABBITS

1. Read General Rules and General Livestock Rules.
2. Entry numbers are not limited.
3. Rabbits must be pre-entered. A Rabbit Entry and Report Form should be filled and turned in with your request for pen space by the specified date in FairEntry. State breed, class, and ear tattoo of animal. No changes or corrections are to be made after rabbits are checked in. Disqualification can happen if changes are made.
4. Rabbits are REQUIRED to be tattooed in left ear. Tattoo must be read from inside of ear left to right and must be legible.
5. Classes with breed restrictions are defined as follows:
 - **Pre-junior: under 3 months.** Beveren, Californian, Champagne D'Argent, Checkered Giant, American Chinchilla, Giant Chinchilla, Cinnamon, Crème D'Argent, Hotot, New Zealand, Palomino and Satin.
 - **Juniors: under 6 months.** All other breeds not listed in Pre-Junior.
 - **Intermediate: 6-8 months.** American, Giant Angora, Beveren, Californian, Champagne D'Argent, Flemish Giant, Hotot, English Lop, French Lop, New Zealand, Palomino, Satin and Silver Fox.
 - **Senior: 6 months of age or over** for breeds other than those listed as having Intermediate classes, 8 months or age or over for breeds having Intermediate classes.
6. Rabbits with sore ears or hocks will be highly encouraged NOT to show and disqualification from judge can happen.
7. No doe and litter classes will be shown.
8. Rabbits will be judged according to the American Rabbit Breeders Association standards.
9. Exhibitors are encouraged to be present for the judging.
10. All rabbits must be fed and watered by the exhibitor. Both feed and water shall be furnished by the exhibitor.
11. All rabbits will be divided into classes by breeds and judged according to their breed standard as listed in the ARBA "Standard of Perfection."
12. Crossbred rabbits are ineligible for Best of Show.
13. Exhibitors will be paid for 1st, 2nd and 3rd place in each breed class. Ribbons will be awarded to the Best of Breed (BOB) and Best Opposite Sex Breed (BOSB) in each breed if the exhibit is deserving.
14. Best of Breed (BOB) and Best Opposite Sex Breed (BOSB) will be brought back to be selected for Best in Show (BIS) and Reserve Best in Show (RBIS) and receive Grand Champion and Reserve Grand Champion, if the judge considers the exhibits worthy.

CLASS

- 3985 Senior Buck
3986 Senior Doe
3987 Intermediate Buck (only breeds listed above)
3988 Intermediate Doe (only breeds listed above)
3989 Junior Buck
3990 Junior Doe
3991 Pre-Junior Buck (only breeds listed above)

3992 Pre-Junior Doe (only breeds listed above)

PEN OF 3 MEAT RABBITS

1. Follow American Rabbit Breeders Association, Inc. (ARBA) Standard of Perfection guidelines for meat rabbits.
2. All breeds competing.
3. Will be judged on meat qualities, condition, and uniformity.

CLASS

1993 Pen of 3 Meat Rabbits, Single Fryer

1994 Pen of 3 Meat Rabbits, Roasters

1995 Pen of 3 Meat Rabbits, Stewers

RABBIT SHOWMANSHIP

1. Showmanship judging will take place after 4-H/FFA judging.
2. For non 4-H, non FFA, and non FCCLA youth.
3. All Exhibitors must own their rabbits.

CLASS

3996 Showmanship

4-H / FFA SHEEP

1. Read General Rules and General Livestock Rules.
2. Wethers and ewes are allowed to show in the market lamb show. Any animal exhibiting cryptorchid characteristics (testicle and/or castration scar tissue) will be disqualified. Animals in the Bottle Lamb Class will not be allowed in the market lamb classes.
3. Ewe and wether lambs must have all their lamb teeth (temporary lower incisors). Any question as to the age of the animal will be decided by the attending veterinarian.
4. Superintendents may classify lambs for classes considering breed characteristics.
5. All male and female lambs must be identified with a registered tattoo or an official USDA premise ID scrapie tag.
6. Only ewe and wether lambs may be shown as market lambs. Ram lambs or other intact males may not be shown as market lambs.
7. An area for blocking tables will be designated by sheep superintendents.
8. **At time of weigh-in and showing, all market lambs must be slick shorn with an even length of wool covering above the hock and knee, head excluded. Wool length should not exceed .2 inches.**
9. No artificial coloring (including oils, paint, dyes, etc.) is allowed on sheep.
10. **Individuals may exhibit 4 market lambs and 2 breeding sheep.**
11. Minimum weight to sell market lambs at the Premium Auction is 89 pounds.
12. Minimum weight to qualify for carcass contest is 89 pounds.
13. Market Lambs are eligible for the premium auction. If sold through the premium auction, the animal may be taken home, selected for the carcass show or on the floor truck. If it is being taken home the tags will need to be cut out by the superintendent before it leaves the fair grounds and will not be allowed to show at the Kansas State Fair or KJLS.
14. All sheep selected for the Carcass Show, Grand Champion Market Lamb or Reserve Grand Champion Market Lamb must weigh 89 pounds at time of fair weigh-in.
15. Bottle lambs must be born between January 1, and May 1 of current year. Bottle lambs need to be owned and tagged by youth age 7-12, with approved 4-H ear tags on weigh tag date. Lambs must be fed on a bottle or bucket for at least 30 days. Animals in the bottle lamb class will not be allowed in the market lamb classes

16. All bottle lambs must have a Scrapie Tag.
17. Bottle lambs are not to show in the market sheep or sheep classes and do not qualify for the Premium Auction or carcass show.
18. Champion and Reserve Champion ribbons will be awarded in each breed if the judge considers the exhibits deserving.
19. Grand Champion and Reserve Grand Champion rosettes will be awarded in Breeding Sheep and Market Lamb if the judge considers the exhibits worthy.

BREEDING SHEEP CLASS

- 1800 Ewe Lamb (born after Jan 1, current year)
 1801 Ewe Lamb (born Sept-Dec, previous year)
 1802 Yearling Ewe

BOTTLE LAMB CLASS

- 1803 Bottle Lamb Class

MARKET LAMB CLASS

- 1084 Market Lamb

SHEEP SHOWMANSHIP

1. All sheep exhibitors are encouraged to participate in the Fitting and Showing Class. Animals used in this class must have been exhibited in a 4-H/FFA division class and must be owned by the exhibitor.
2. Grand Champion and Reserve Grand Champion will be awarded in each class. Top two in each age division will go on to compete in Supreme Showman.
3. Show order will be Senior, Intermediate and Junior.

CLASS

- 1805 Sheep Showmanship, Junior
 1806 Sheep Showmanship, Intermediate
 1807 Sheep Showmanship, Senior

OPEN CLASS SHEEP

1. Read General Rules
2. Read General Livestock Rules.
3. Ewe and wether lambs must have all their lamb teeth (temporary lower incisors). Any question as to the age of the animal will be decided by the attending veterinarian.
4. Superintendents may classify lambs for classes considering breed characteristics.
5. All male and female lambs must be identified with a registered tattoo or an official USDA premise ID scrapie tag.
6. Only ewe and wether lambs may be shown as market lambs. Ram lambs or other intact males may not be shown as market lambs.
7. Rams will be stalled on the fairgrounds on show day only.
8. An area for blocking tables will be designated by sheep superintendents.
9. At time of weigh-in and showing, all market lambs must be slick shorn with an even length of wool covering above the hock and knee, head excluded. Wool length should not exceed .2 inches.
10. No artificial coloring (including oils, paint, dyes, etc.) is allowed on sheep.
11. Individuals may exhibit 2 market lambs and 2 breeding sheep.

12. Exhibitors will be paid for 1st, 2nd and 3rd place only. This applies to each class within the division. Champion and Reserve Champion ribbons will be awarded in each breed if the exhibits are deserving.
13. Grand Champion and Reserve Grand Champion rosettes will be awarded in Breeding Sheep and Market Lamb if the judge considers the exhibits worthy.

BREEDING SHEEP CLASS

- 3800 Ewe Lamb (born after Jan 1, current year)
- 3801 Ewe Lamb (born Sept-Dec, previous year)
- 3802 Yearling Ewe
- 3803 Ram

MARKET LAMB CLASS

- 1084 Market Lamb

PEEWEE

1. Youth ages 6 and under.
 2. All participants will receive a participation ribbon.
- 3805 Sheep Showmanship, Peewee

4-H SHOOTING SPORTS

1. Participants must be enrolled and/or participating in the 4-H Shooting Sports project in the current project year.
2. Types of exhibits in this division are open to educational or creative displays, educational posters or notebooks. If the exhibit is a display, maximum size is not to exceed a standard commercial 3' x 4' tri-fold display board. If the exhibit is a poster, it must not be larger than 22" x 28." Name and county/district must be clearly marked on educational exhibits.
3. Exhibitors (individual or group) should avoid using copyrighted materials whenever possible by originating his/her own work. Copyrighted and/or trademarked materials utilized in displays, posters or other activities for endorsement or promotion instead of educational purposes will be disqualified and will not be displayed or receive ribbons or premiums.
4. EXHIBITORS MUST COMPLY WITH STATE AND FEDERAL LAWS AND KANSAS STATE FAIR MANAGEMENT POLICIES. No "live" ammunition containing propellant or explosive powders may be used in any display! Artistic substitutes must be used in lieu of powder and "live" ammunition. Please remember that neither the Finney County Fair Board nor the Finney County Extension Office is liable for the loss or damage of any personal property included as part of your display.
5. Champion and Reserve Champion ribbons will be awarded in Educational Displays, Educational Posters, and Notebooks if the judge determines the exhibits deserving.
6. Overall Grand Champion and Reserve Grand Champion rosettes will be awarded if the judge considers the exhibits worthy.

CLASS

- 1092 Notebook: contents pertain to some phase, results, story or information about the 4-H Shooting Sports Project
- 1093 Educational Display: Must be related to something learned in the 4-H Shooting Sports Project

- 1094 Educational Poster: Must pertain to some phase, activity, or information learned in the 4-H Shooting Sports Project

OPEN CLASS SHOP EXHIBITS

1. Read General Rules.
2. Open to adults and youth. Both will be judged separately.
3. Judging will be on quality of workmanship and usefulness of articles.
4. Entries will be made by individuals.
5. Articles in this department may be made in the classroom under the supervision of an instructor or may be home projects.
6. Exhibitors are limited to three articles in any class display.
7. All large exhibits will be displayed out of doors.
8. Exhibitors will be paid for 1st, 2nd and 3rd place only. This applies to each class within the division.

CLASS

- 3020 Welding, skill exhibit
3021 Welding, construction exhibit
3022 Farm Machinery Repair
3023 Forge Work Exhibit
3024 Cement Project
3025 Sheet Metal Project
3026 Farm Carpentry Project
3027 Electricity Project

WELDING IS FUN

1. Follow Open Class Shop Exhibit Rules.
2. Complete a welding project using horseshoes.
3. Top winner in each adult and youth class will be awarded a prize.

CLASS

- 3028 Horseshoe Welding Project

4-H/FFA STEM/ Ag Mechanics (Welding), Interlocking Blocks, Astronomy, Rocketry, Robotics

1. Exhibits must have been constructed or repaired during the current 4-H year. The exhibit must have been selected at the county level for entry at the State Fair.

Ag Mechanics

1. Emphasis for these projects will be on welding and smithing. This may expand in future years. This project allows youth to explore areas of ag mechanics and metallurgy from repairing or repurposing items to the fabrication of new items.
2. Exhibit dimensions should not exceed 3 feet high, by 3 feet wide, by 3 feet deep. Total exhibit weight may not exceed 150 pounds (movable by a team of 2 people).
3. Wheeled exhibits must utilize a breaking mechanism which prevents the exhibit from freely rolling while on display.
4. Cutting surfaces, such as blades or knives, are to have a protective covering over them to prevent injury. Foam "pool noodles" and multiple layers of cardboard are acceptable.
5. Exhibits that include weaponry of any kind will be disqualified.
6. Electric powered (battery, corded, solar, or alternative energy) should have a primary shutoff or disconnect switch.
7. Each exhibit must include an Ag Mechanics information packet. The packet should include the following items:

- a. Bill of materials for the project with associated costs scrap items used may be listed as having a \$0.00 cost.
- b. 1 to 5 pages of photos showing work on the exhibit, preferably from a beginning state to final or completed state.
- c. If appropriate schematics or working drawings relating to the creation or repair.
- d. If appropriate operating instructions.

CLASS

- 5550 Welding display illustrating different types of welds, each weld being labeled board- a 3 foot by 3 foot display board with different pieces of metal attached
- 5551 Welding ag repair- repair of ag equipment with welding
- 5552 Welding ag fabrication- creation of new ag equipment with welding
- 5553 Welding general repair- repair of non-ag equipment with welding
- 5554 Welding general fabrication- creation of non-ag equipment with welding
- 5555 Welding artistic fabrication- creation of artistic or interpretive pieces with welding
- 5556 Horse shoe welding project
- 5557 Brazing repair
- 5558 Brazing fabrication
- 5559 Smithing display board- a 3 foot by 3 foot display board with different pieces of forged metal attached illustrating different forms, each form being labeled
- 5560 Smithing- A design forged with at least one formed element (twists or spirals for example

STEM ARCHITECTURAL BLOCK CONSTRUCTION

The STEM ABC exhibit area focuses on using architectural blocks (“Legos”) to construct dioramas. This project allows youth to explore architectural design in a three- dimensional space. This intent is for this program start with foundational ideas of architecture, some of which youth may already have, and allow youth to continue to build on this knowledge becoming more and more experienced. This division is not intended for youth wishing to exhibit constructed kits. Kits and non-diorama displays should be considered an arts and crafts exhibit; they should not be displayed in the division.

Rules

1. 4-H members must be currently enrolled in the Kansas 4-H STEM- Architectural Block Construction project to exhibit in this division.
2. Each exhibitor may enter one exhibit. Exhibits must have been constructed during the current 4-H year.
3. Total exhibit dimensions may not exceed 2 feet high, by 2 feet wide, by 2 feet deep.
4. All exhibits should be placed in a sturdy see through enclosure with a top, bottom, and 4 sides. A clear tube turned upside down with the exhibit placed on would be an acceptable enclosure. This is to keep exhibit components from being “scattered to parts unknown” at the fair. The outer dimensions of the enclosure are part of the total exhibit dimensions.
5. All components used in construction should be dust free, clean, free of chips, scuffs or cracks.
6. The primary building component should be interlocking blocks, commonly referred to by the brand name of Lego.
7. Other components can be integrated into dioramas to illustrate architectural aspects that may be difficult to convey with traditional interlocking blocks, for example marbles for small round objects.
8. The use of existing “store bought” sets for major elements of the display is not allowed, use of figurines from sets is allowed as are using individual bricks to create something different than the set it came from. “Store bought” sets should be considered an arts and crafts entry. The intent of this is to ensure fairness among exhibitors and encourage maximum creativity instead of just following a set of plans.

9. The design should have a central theme, for example a garage, a house, a shop, this theme should be discussed in the video, this can link back to **architectural elements** in this display, for example: toilets, chairs, sofas, plants piano, cars, garage doors, spaceships, animals, food etc: (architectural elements, components, and features can be thought of as nouns).
10. Displays must have significant **architectural components**. Examples of architectural components include walls, windows, doors, roofs, canopies, flying buttresses, etc.
11. Landscapes are strongly discouraged, however buildings can have a reasonable exterior landscape if it is clearly linked to the architecture, for example a bike rack next to a street outside of a bicycle shop.
12. Architectural components should have a consistent look, walls and roofs that have no pattern or consistency will be deducted one ribbon placing.
13. Gaps and cracks should not be visible between assembled blocks
14. Doors should open and close, large doors can be fixed in either an open or closed position, but it should be obvious that it is a large door, windows can be either fixed or open and close.
15. Vehicles that are intended to stay in a single place should be affixed to base plates with sticky tack, hot glue or other method.
16. You can use a partial wall or no wall, called a reveal, to show what is happening inside of a structure are acceptable for example only having three walls to allow an unobstructed view into a room.
17. Mechanical enhancements or motion elements that add motion to the diorama are acceptable and encouraged. For example, merry-go-rounds, doors, etc. If included judges should be able to use them and instructions should be provided for operation either in the story or on a separate page.
18. Artistic designs with no architectural design/components are not permitted and two ribbon placing will be deducted, these exhibits should be displayed in arts and crafts.
19. The exhibitor's name(s) and county or district must be tagged or labeled in a prominent location on the display, additionally the display case should have the exhibitor's information attached to it as well, a the top part of the case may be separated from the display.
20. Each exhibit must include as Architectural Block Construction information packet. Entry of just a packet without an accompanying exhibit is not a sufficient exhibit.
21. Each exhibitor is required to complete the "4-H STEM Architectural Block Construction Exhibit information Form" which is available through your local K-State Research and Extension office or at [www.STEM\\$KS.com](http://www.STEM$KS.com). This form must be attached to the outside of a 10" x 13" manila envelope. Do not tie the envelope to the exhibit. All revisions of forms previously released for the STEM divisions dated prior to current year are void for use and new forms must be obtained and used that are dated by the Kansas State 4- H Office for the current year.
22. Each exhibit information packet should include the following items:
 - a. At least one drawing of the desired architecture on graph paper, multiple views (top, front, side) are preferred, they do not need to be to scale. Plans encourage organizing the build process so that elements don't get forgotten. For example, a real house doesn't get built without plans. Plans also help if a part comes loose on the way to the fair, so staff can figure out where it goes.
 - b. 1 to 5 pages of photos showing work on the exhibit, preferably from a beginning state to final or complete state, these help in determining where a part might go in case something comes loose.
 - c. It appropriate operating instructions for mechanical portions of the diorama.
23. Additionally, exhibitors are required to create a video about their project discussing their construction experiences and the architectural elements of the diorama (tell the story of what is happening in their exhibit). This allows judges to get a better understanding of the exhibit and allows youth the opportunity to fully explain their exhibit. The video should be no longer than 8 minutes

and should be placed on a USB drive. These videos may also be considered for inclusion in a running video loop in the STEM area after the review of the judges. Adult guardians must complete the video release included with the exhibit form. If the release is not complete the video will not be included in the video loop on display.

- a. FOR OUR FAIR with consultation judging, it is recommended that the video elements be waived in favor of talking with the exhibitor.

CLASS

- 5710 Introductory – Level 1 (about 1-3 years of experience) – Level 1 Diorama. A diorama illustrating at least 2 architectural features beyond floors, ceilings, and walls.
- 5711 Experienced – Level 2 (about 4-6 years of experience) – Level 2 Diorama. A diorama illustrating at least 4 architectural features beyond floors, ceilings, and walls, and include 1 or more motion elements.
- 5712 Advanced- Level 3 (about 7-9 years of experience) – Level 3 Diorama. A diorama illustrating at least 6 architectural features beyond floors, ceilings, and walls, and include 2 or more motion elements.
- 5713 Master – Level 4 (10 or more years experience) - Level 4 Diorama. A diorama illustrating at least 8 architectural features beyond floors, ceilings, and walls, and include 3 or more motion elements.

ASTRONOMY

1. Telescopes entered in this division may be a kit or original design. Beginner kits and pre- finished telescopes requiring no painting are not acceptable.
2. Telescopes should not be more than 2 feet long and must have a stand that is able to hold the telescope, but not be longer than the telescope.
3. The report that accompanies the exhibit must be limited to the “4-H Astronomy Exhibit Information Form” which is glued to the outside of a 10” x 13” manila envelope, plans (or a photocopy) for the telescope must be placed inside the envelope. One or more photographs of the telescope construction and operation are required. Photographs should be mounted on one side of an 8 ½” x 11” page. A short summary of when and where the telescope was used must also be in the envelope. For original design telescopes, describe in the summary how it was tested for accuracy.
4. The telescope must be properly assembled, uniformly painted, smoothly finished, and may have decals if they are applied smoothly.

CLASS

- 1125 Telescope from kit, Junior
- 1126 Telescope made from original design, Junior
- 1127 Telescope from kit, Intermediate
- 1128 Telescope made from original design, Intermediate
- 1129 Telescope from kit, Senior
- 1130 Telescope made from original design, Senior
- 1131 Astronomy Educational Display, Junior
- 1132 Astronomy Educational Notebook, Junior
- 1133 Astronomy Educational Poster, Junior
- 1134 Astronomy Educational Display, Intermediate
- 1135 Astronomy Educational Notebook, Intermediate
- 1136 Astronomy Educational Poster, Intermediate
- 1137 Astronomy Educational Display, Senior
- 1138 Astronomy Educational Notebook, Senior
- 1139 Astronomy Educational Poster, Senior

ROBOTICS

1. Each exhibitor may enter one robot that has been constructed during the current 4-H year.
2. Each robot must be able to stand or sit freely by itself without extra supports. The robot's dimensions must be no larger than 2 feet wide by 2 feet deep by 2 feet high.
3. The report that accompanies the exhibit must be limited to the "4-H Robotics Exhibit Information Form" which is glued to the outside of a 10" x 13" manila envelope.

Each

exhibitor is required to include a copy of the Robot's construction plans with their exhibit. Plans should be placed inside the envelope. This information is required at entry time.

4. Each exhibitor is required to include at least two photographs of the robot entered. One photo must show the exhibitor during the construction phase, and one photo must show the robot during an actual time of operation. Photographs should be mounted on one side of an 8 ½" x 11" page and placed inside the 10" x 13" envelope.
5. All electronic components of the robot must be adequately covered or concealed with a protective enclosure. All robots must include an on/off switch for operation.
6. Robots that include weaponry for the purpose of causing physical harm to another robot will be disqualified.
7. Robots must be powered by electricity, battery, water, or solar source. Any robot powered by fossil fuels or flammable liquids will be disqualified.
8. Each robot must be able to move forward and backward a minimum of 4 feet. It must also be able to cross over a 4" to 12" obstacle.
9. Creativity will be strong criteria in judging the "Robot designed by exhibitor" classes. Robot designed and constructed by exhibitor may not be a mere modification of an existing robot kit or plan. Original construction plans must be included.

CLASS

- 1140 Robot from purchased kit, Junior
- 1141 Robot designed & constructed by exhibitor, Jr
- 1142 Robot from purchased kit, Intermediate
- 1143 Robot designed & constructed by exhibitor, Intermediate
- 1144 Robot from purchased kit, Senior
- 1145 Robot designed & constructed by exhibitor, Senior
- 1146 Programmable robot made from a commercial (purchased) kit, Junior
- 1147 Programmable robot made from a commercial (purchased) kit, Intermediate
- 1148 Programmable robot made from a commercial (purchased) kit, Senior
- 1149 Robotic Educational Display, Junior
- 1150 Robotic Educational Notebook, Junior
- 1151 Robotic Educational Poster, Junior
- 1152 Robotic Educational Display, Intermediate
- 1153 Robotic Educational Notebook, Intermediate
- 1154 Robotic Educational Poster, Intermediate
- 1155 Robotic Educational Display, Senior
- 1156 Robotic Educational Notebook, Senior
- 1157 Robotic Educational Poster, Senior

ROCKETRY

1. Use only current year revised forms released for the Space Tech division. Check with the Extension Office for current forms. Relevant documents may be obtained from the Extension Office or from <http://www.Kansas4-H.org/>. Form should be affixed to a 10" x 13" envelope. Plans (or a photocopy) must be placed inside the envelope.
2. One or more photographs of the rocket at the launch site are required. Photography showing the moment of ignition is preferred. Photographs are to be mounted on one side of 8 ½" x 11" page(s). There must be at least 1 page of photos and no more than 5 pages of photos.
3. To exhibit in this division: The rocket must have been flown. Support rods must not extend the tip of the highest nosecone on the model. Support rods must remain in the upright position, 90 degrees to the display base, do not angle. If support rods are not perpendicular to the base, the judge may deduct ribbon placing. No model may be submitted on a launch pad.
4. For original design rockets, describe in summary how model was tested for stability prior to flying.
5. Angles of the fins must fit a plus or minus two degree variation.
6. Exhibit must be uniformly painted, smoothly finished, have decals applied smoothly, and be properly assembled and painted according to accompanying plans.
7. Engines and igniters are not permitted with the exhibit.
8. The following information about the rocket should be attached: record of its flight including engine type, altitude reached, and summary of how the exhibitor constructed and flew the rocket.
9. Plans (or a copy of) must be place inside the envelope that accompanies the rocket.
10. Please refer to other instructions on construction, guidelines, launching and flying rockets. This printed information is available at the Finney County Extension Office.

CLASS

- 1110 Original Rocket, Junior
- 1111 Rocket from Kit, Junior
- 1112 Original Rocket, Intermediate
- 1113 Rocket from Kit, Intermediate
- 1114 Original Rocket, Senior
- 1115 Rocket from Kit, Senior
- 1116 Rocketry Educational Display, Junior
- 1117 Rocketry Educational Notebook, Junior
- 1118 Rocketry Educational Poster, Junior
- 1119 Rocketry Educational Display, Intermediate
- 1120 Rocketry Educational Notebook, Intermediate
- 1121 Rocketry Educational Poster, Intermediate
- 1122 Rocketry Educational Display, Senior
- 1123 Rocketry Educational Notebook, Senior
- 1124 Rocketry Educational Poster, Senior

GPS/GIS

1. The geospace project teaches concepts related to GPS (Global Positioning Systems) and GIS (Geographic Information Systems). Geospatial technology applications and future career opportunities.
2. Educational display boards, posters, and notebooks should be creative and showcase something specific you have learned in the GPS/GIS project during the current year. Follow copyright laws, as you are preparing your exhibit(s).

3. If the exhibit is a display, maximum size is not to exceed a standard commercial 3' x 4' tri- fold display board. If the exhibit is a poster, it must not be larger than 22" x 28." Name and county/district must be clearly marked on educational exhibits.
4. Display boards must be free standing and not larger than standard commercial 3'x 4' (width x depth) with sides extended for display. Commercially available "Science Fair Presentation Boards" are encouraged.
5. Exhibitors are encouraged to laminate all posters and maps, or cover them with clear plastic film. Team exhibits are defined as developed by two or more 4-H members. Project notebooks must be organized in a 3-ring binder. A team shall consist of two or more 4-H members from the same county or district.

CLASS

- 1158 Geocache Box
 Include geocache box with contents, description, and photograph of location in which box will be located.

GPS/GIS MAP

1. One map constitutes an entry. Map can be either informational or directional, computer generated or hand drawn. A map is a single product of the data gathering, manipulation and presentation skills. Multiple related maps should be entered under GPS/GIS Community Mapping Projects. Value is placed on youth that can model the learning process, or show how their skills have increased while completing the map.

CLASS

- 1160 GPS/GIS Map- Individual
- 1161 GPS/GIS Map- Team
- 1162 GPS/GIS Community Mapping Project – Individual
- 1163 GPS/GIS Community Mapping Project – Team
- 1164 GPS/GIS Educational Poster
- 1165 GPS/GIS Educational Display Board
- 1166 GPS/GIS Notebook
 May include, but not limited, explanation of the parts of a GIS map, illustration of how GPS works, information on youth favorite places, etc.
- 1167 Team Mapping Educational Display
 Display should show and explain the project in detail including printouts of maps, pictures of the project being done, who was collaborated with, and how the project results have and will be **utilized. Exhibit must be labeled with the following information for all participating members: name, club, county, ages as of January 1, and date display was created**
- 1168 Geography Educational Poster
- 1169 Geography Display Board
- 1170 Geography Notebook
 Exhibit should include what was learned and knowledge gained about geography. Value is placed on youth that can model the learning process, or show how their skills have increased while completing the project.

OPEN CLASS STEM EXHIBITS

1. Read General Rules
2. Open to adults and youth. Both will be judged separately.
3. Judging will be on quality of workmanship and usefulness of articles.

4. Entries will be made by individuals.
5. Articles in this department may be made in the classroom under the supervision of an instructor or may be home projects.
6. Exhibitors are limited to three articles in any class display.
7. All large exhibits will be displayed out of doors.
8. Exhibitors will be paid for 1st, 2nd and 3rd place only. This applies to each class within the division.

ROCKETRY

1. All rockets must have been flown. Each rocket exhibited must be able to stand freely by itself or be supported on a wooden base, not to exceed 3/4"x8" square for small and medium-sized rockets. Wooden or metal support rods must not extend past the tip of the nose cone. (Do not submit on launch pad.)
2. For original design rockets, describe in summary how model was tested for stability prior to flying.
3. Angles of the fins must fit a plus or minus two degree variation.
4. Exhibit must be uniformly painted, smoothly finished, have decals applied smoothly, and be properly assembled and painted according to accompanying plans.
5. Rockets with factory made fin assemblies and pre-finished rockets requiring no painting are not acceptable
6. Engines and Igniters are not permitted with the exhibit.
7. The following information about the rocket should be attached: record of its flight including engine type, altitude reached, and a summary of how the exhibitor constructed and flew the rocket
8. Plans (or a copy of) must be placed inside the envelope that accompanies the rocket.
9. Exhibitors will be paid for 1st, 2nd and 3rd place only. This applies to each class within the division.

CLASS

- 3080 Original Rocket, Youth
 3081 Original Rocket, Adult
 3082 Rocket from Kit, Youth
 3083 Rocket from Kit, Adult

ASTRONOMY

1. Telescopes entered in this division may be a kit or original design. Beginner kit and pre-finished telescopes requiring no painting are not acceptable.
2. Telescopes should not be more than 2 feet long and must have a stand that is able to hold the telescope, but not be longer than the telescope.
3. The report that accompanies the exhibit must be limited to the "4-H Astronomy Exhibit Information Form" which is glued to the outside of a 10" x 13" manila envelope, plans (or a photocopy) for the telescope must be placed inside the envelope. One or more photographs of the telescope construction and operation are required. Photographs should be mounted on one side of an 8 1/2" x 11" page. A short summary of when and where the telescope was used must also be in the envelope. For original design telescopes, describe in the summary how it was tested for accuracy.
4. The telescope must be properly assembled, uniformly painted, smoothly finished, and may have decals if they are applied smoothly.

CLASS

- 3084 Telescope, Youth
 3085 Telescope, Adult

ROBOTICS

1. Each exhibitor may enter one robot that has been constructed during the current year.
2. Each robot must be able to stand or sit freely by itself without extra supports. The robot's dimensions must be no larger than 2 feet wide by 2 feet deep by 2 feet high.
3. The report that accompanies the exhibit must be limited to the "4-H Robotics Exhibit Information Form" which is glued to the outside of a 10" x 13" manila envelope. Each exhibitor is required to include a copy of the Robot's construction plans with their exhibit. Plans should be placed inside the envelope. This information is required at entry time.
4. Each exhibitor is required to include at least two photographs of the robot entered. One photo must show the exhibitor during the construction phase, and one photo must show the robot during an actual time of operation. Photographs should be mounted on one side of an 8 ½" x 11" page and placed inside the 10" x 13" envelope.
5. All electronic components of the robot must be adequately covered or concealed with a protective enclosure. All robots must include an on/off switch for operation.
6. Robots that include weaponry for the purpose of causing physical harm to another robot will be disqualified.
7. Robots must be powered by electricity, battery, water, or solar source. Any robot powered by fossil fuels or flammable liquids will be disqualified.
8. Each robot must be able to move forward and backward a minimum of 4 feet. It must also be able to cross over a 4" to 12" high obstacle.
9. Creativity will be strong criteria in judging the "Robot designed by exhibitor" classes. Robot designed by exhibitor may not be mere modifications of an existing robot kit or plan. Original construction plans must be included.

CLASS

- | | |
|------|------------------------------------|
| 3086 | Robot from commercial kit, Youth |
| 3087 | Robot designed by exhibitor, Youth |
| 3088 | Robot from commercial kit, Adult |
| 3089 | Robot designed by exhibitor, Adult |

4-H / FFA SUPREME SHOWMAN

1. Grand Champion and Reserve Grand Champion Beef, Dairy Cattle, Goat, Horse, Swine and Sheep showmen will compete against each other in a Supreme Showmanship contest in the respective age divisions.
2. In order to qualify, the showmanship class in any species and age group must have had at least three entries, and the contestant must be the top two available show persons from each species. These will be chosen at the discretion of the species superintendent with the approval of the Supreme Showman Superintendent committee. If there are less than three in showmanship, the specie judge will determine if each individual is of supreme showman quality.
3. All showmen must show their own animals, that they originally qualified with.
4. If a youth qualifies in more than one species for the Supreme Showman contest, they will choose which animal they will show by the following method: 1st place in one species and 2nd place in another species, they must show their 1st place animal. 1st place in two or more species they may choose their animal. The youth must inform the superintendents immediately following their last show as to their choice of animal for the Supreme Showman contest. The 3rd place showman may then be eligible to show their animal in the Supreme Showman contest.
5. Show equipment will remain the same for all contestants.

6. Each participant will show each species and be ranked in placing order in each. The scores will be compiled and the highest average rank will be the champion.
7. All animals going to Premium Auction are eligible to be shown and used in Supreme Showman contest.
8. Show order is: Swine will be showed first - Senior, Intermediate and Junior. Then Seniors will then show all the rest of the specie's followed by Intermediate and Junior.

CLASS

- 1275 Junior Supreme Showman
 1276 Intermediate Supreme Showman
 1277 Senior Supreme Showman

4-H / FFA SWINE

1. Read General Rules.
2. Read General Livestock Rules.
3. The same animals cannot be shown in 4-H classes and in Open Classes.
4. All swine are to be clean when weighed in. Swine may be subject to weigh back in the first class they are exhibited in. Weigh-backs will be left at the judge's discretion. The ring scale is official and final.
5. Classification of Swine: At swine tagging, hogs will be designated a breed classification or crossbred. At county fair weigh-in, swine can move from a designated breed animal to crossbred class, but cannot move a designated crossbred animal to a breed class.
6. It is recommended that the clipping of hog's hair be done at home. Hog hair should be ½ inch or longer. Hog hair should be no "shorter" than ½ inch.
7. All exhibitors are required to have completed Youth Quality Care of Animals (YQCA). Proof needs to be sent to the Extension Office.
8. Both gilts and barrows may be entered in market hog classes. The same animals may not be shown in both market hog and breeding gilt classes.
9. All breeding gilts must be born after Jan. 1 of the current year for the **state level**.
10. All market swine will be shown by breed classes. Three entries are required to make a class. If a class is not filled, animals will be shown as Other Purebreds.
11. **Individuals may exhibit 4 market hogs (2 barrow and 2 gilts), and 2 breeding gilts.**
12. All market swine must have been weighed and identified in the member's or family's name with approved 4-H ear tag within the county tagging dates.
13. All 4-H and FFA Swine exhibited will NOT be required to have a Pseudorabies or Brucellosis test. This is in accordance with the rulings from the State of Kansas Animal Health Department.
14. All swine exhibitors are encouraged to participate in the Showmanship Class. Animals used in this class must have been exhibited in a 4-H/FFA division class.
15. Exhibitors must exhibit his/her own animal in this class.
16. Only first and second place winners in the weight classes are eligible to compete for Grand and Reserve Grand Champion. All hogs selected for the Carcass Show, Grand Champion Market Hog, or Reserve Champion Market Hog must weigh 230 to 300 pounds at the time of fair weigh-in. Animals selected for carcass show will be announced by the Superintendents.
17. All hogs less than 229 pounds are considered prospect market swine.
18. Minimum weight to sell market swine at the Premium Auction is 200 pounds.
19. **Market swine are eligible for the premium auction. If sold through the premium auction, the animal may be taken home, selected for the carcass or on the floor truck. If it is being taken home the tags will need to be cut out by the superintendent before it leaves the fair grounds and will not be allowed to show at the state fair or KJLS.**
20. Champion and Reserve Champion ribbons will be awarded for each breed if the judge considers the exhibits deserving.

20. Grand Champion and Reserve Grand Champion rosettes will be awarded for overall Market Hog and in Breeding Gilt, if the judge considers the exhibits worthy.

CLASS

- 1850 Prospect Hogs 229 lbs. or less
1851 All Hogs over 301 lbs.

MARKET SWINE CLASS

- 1852 Market Barrow- Berkshire
1853 Market Barrow- Chester
1854 Market Barrow- Duroc
1855 Market Barrow- Hampshire
1856 Market Barrow- Landrace
1857 Market Barrow- Spot
1858 Market Barrow- Yorkshire
1859 Market Barrow- Poland China
1860 Market Barrow- Crossbreed
1861 Market Barrow- AOB
1862 Market Gilt- Berkshire
1863 Market Gilt- Chester
1864 Market Gilt- Duroc
1865 Market Gilt- Hampshire
1866 Market Gilt- Landrace
1867 Market Gilt- Spot
1868 Market Gilt- Yorkshire
1869 Market Gilt- Poland China
1870 Market Gilt- Crossbreed
1871 Market Gilt- AOB

BREEDING SWINE CLASS

- 1872 Breeding Gilt- Berkshire
1873 Breeding Gilt- Chester
1874 Breeding Gilt- Duroc
1875 Breeding Gilt- Hampshire
1876 Breeding Gilt- Landrace
1877 Breeding Gilt- Spot
1878 Breeding Gilt- Yorkshire
1879 Breeding Gilt- Poland China
1880 Breeding Gilt- Crossbreed
1881 Breeding Gilt- AOB

SWINE SHOWMANSHIP

1. All showmen must show their own animals.
2. Grand Champion and Reserve Grand Champion will be awarded in each class. Top two in each age division will go on to compete in Supreme Showmanship.
3. Show order will be senior, intermediate and junior.

CLASS

- 1882 Swine Showmanship, Junior
1883 Swine Showmanship, Intermediate
1184 Swine Showmanship, Senior

OPEN CLASS SWINE

1. Read General Livestock Rules.
2. The same animals cannot be shown in 4-H classes and in Open Classes.
3. All open class swine will be stalled on the grounds.
4. All swine are to be clean when weighed in.
5. It is recommended that the clipping of hog hair be done at home. Hog hair should be ½ inch or longer. Hog hair should be no “shorter” than ½ inch.
6. Both gilts and barrows may be entered in market hog classes. The same animals may not be shown in both market hog and breeding gilt classes.
7. All breeding gilts must be born after Jan. 1 of the current year for the **state level**.
8. All market swine will be shown by breed classes. Three entries are required to make a class. If a class is not filled, animals will be shown as Other Purebreds.
9. **Individuals may exhibit up to 4 market hogs: 2 barrows, 2 gilts, and 2 breeding gilts.**
10. All swine exhibited from Kansas, Oklahoma or Colorado origin or tagged with a Kansas 4-H identification tag will not be required to have a Pseudorabies or Brucellosis test. Swine from Nebraska or Missouri must have a test paper showing a negative test and present it to the superintendents before unloading on the fairgrounds. Swine from a qualified Pseudorabies free/validated Brucellosis free herd are exempt from the blood test. For these, the Herd Validation Number must be on the health certificate and presented prior to unloading.
11. Exhibitors will be paid for 1st, 2nd and 3rd place only. This applies to each class within the division.
12. Champion and Reserve Champion ribbons will be awarded in each breed class if the judge considers the exhibits deserving.
13. Grand Champion and Reserve Grand Champion rosettes will be awarded if the judge considers the exhibits worthy.

.MARKET SWINE CLASS

- 3850 Market Barrow- Berkshire
- 3851 Market Barrow- Chester
- 3852 Market Barrow- Duroc
- 3853 Market Barrow- Hampshire
- 3854 Market Barrow- Landrace
- 3855 Market Barrow- Spot
- 3856 Market Barrow- Yorkshire
- 3857 Market Barrow- Poland China
- 3858 Market Barrow- Crossbreed
- 3859 Market Barrow- AOB
- 3860 Market Gilt- Berkshire
- 3861 Market Gilt- Chester
- 3862 Market Gilt- Duroc
- 3863 Market Gilt- Hampshire
- 3864 Market Gilt- Landrace
- 3865 Market Gilt- Spot
- 3866 Market Gilt- Yorkshire
- 3867 Market Gilt- Poland China
- 3868 Market Gilt- Crossbreed
- 3869 Market Gilt- AOB

BREEDING SWINE CLASS

- 3870 Breeding Gilt- Berkshire
- 3871 Breeding Gilt- Chester

- 3872 Breeding Gilt- Duroc
- 3873 Breeding Gilt- Hampshire
- 3874 Breeding Gilt- Landrace
- 3875 Breeding Gilt- Spot
- 3876 Breeding Gilt- Yorkshire
- 3877 Breeding Gilt- Poland China
- 3878 Breeding Gilt- Crossbreed
- 3879 Breeding Gilt- AOB

PEEWEE SHOWMANSHIP

1. Youth ages 6 and under.
2. All participants will receive a participation ribbon.

CLASS

- 3880 Swine Showmanship, Peewee

4-H VISUAL ARTS & CRAFTS

1. Read General Rules.
2. Place entry tag on front of exhibit with string or tape.
3. Entries are to be the result of the current year's work.
4. 4-H'ers may make a maximum of ten entries in the arts and crafts department with a maximum of three entries in any one class. Classes are those defined on 4-H enrollment.
5. 4-H'ers exhibiting in the Leather class should consider the following recommendations for projects.

1st Year:	Tooled Leather Art, Laced Leather Art, Stamped Leather Art.
2nd Year:	Tooled Leather Art, Laced Leather Art, Stamped Leather Art.
3rd Year:	Tooled Leather Art, Laced Leather Art, Stamped Leather Art.
4th Year:	Tooled Leather Art, Laced Leather Art, Leather Dyeing.
6. All work should be completely finished and ready to display, for example, pictures framed with hanger on the back.
7. Ceramics may or may not have felt on the bottom.
8. All 4-H Arts & Crafts will be judged consultation style. 4-H'ers will receive a schedule with the time they are to meet with the judge.
9. Champion and Reserve Champion ribbons will be awarded in each class if the judge determines that the exhibits deserving.
10. Overall Grand Champion and Reserve Grand Champion rosettes will be awarded if the judge considers the exhibits worthy.

CLASS

- 1100 General Arts and Crafts
- 1101 Sketching, Drawing, and Painting
- 1102 Carving, Sculpting, and 3-D Construction
- 1103 Ceramics
- 1104 Leather
- 1105 Printing
- 1106 Scrapbooking

(Up to six projects, using a different technique: cropping & matting, eyelets & brads, choosing color, journaling, embellishments, paper tearing, distressing, embossing, marbling, stamping, chalk & watercolor, ribbon & fibers)

OPEN CLASS VISUAL ARTS & CRAFTS

1. Read General Rules.
2. An official entry card must be attached to the front of the exhibit.
3. Exhibits must be the result of current year's work.
4. Exhibitors may enter a total of 10 entries in the Arts & Crafts division with a maximum of 3 entries in any one class.
5. Youth and adults will be judged separately. Youth classes will be divided as follows:
 - ◇ PeeWee Division (6 years old or younger)
 - ◇ Junior Division (7 to 9 years old)
 - ◇ Intermediate Division (10 to 13 years old)
 - ◇ Senior Division (14 years old and older)
6. Art work must be framed or matted and ready to hang. No coloring book pages may be exhibited.
7. All articles must be clean and free of soil.
8. Ceramics may or may not have felt on the bottom.
9. Decorated clothing must have a hanger.
10. Please note on entry if exhibit is made from a kit or is an original design.
11. All exhibitors must note on entry card if they are a professional, an amateur, or a teacher.
12. Exhibitors will be paid for 1st, 2nd and 3rd place only. This applies to each class within the division. Champion and Reserve Champion ribbons will be awarded in each division if the judge considers the exhibits deserving.
13. Overall Grand Champion and Reserve Grand Champion rosettes will be awarded if the judge considers the exhibits worthy.

CERAMICS CLASS

- 3115 Hand formed – Painted, fired
- 3116 Professional- Painted, not fired

CHINA PAINTING CLASS

- 3117 Boxes & Tiles
- 3118 Plates & Bowls
- 3119 Vases & Pitchers
- 3120 Special Techniques
- 3121 Miscellaneous
- 3122 Professional

CRAFTS CLASS

- 3123 Basket making
- 3124 Bead Work
- 3125 Bird House, decorated
- 3126 Christmas
- 3127 Decorated clothing
- 3128 Decorated egg
- 3129 Decorated Piggy Bank or Coin Bank
- 3130 Dollhouses
- 3131 Flower Arrangements
- 3132 Leather Work
- 3133 Metal Work
- 3134 Paper Craft
- 3135 Plastic Work
- 3136 Stained Glass
- 3137 Stenciling
- 3138 String Work
- 3139 Wall hangings
- 3140 Wreath

- 3141 Other Original Creative Art
- 3142 Professional
- 3143 Scrapbooking
(Up to six projects, using a different technique: cropping & matting, eyelets & brads, choosing color, journaling, embellishments, paper tearing, distressing, embossing, marbling, stamping, chalk & watercolor, ribbon & fibers)

DOLL CLASS

- 3144 Porcelain Dolls
- 3145 Soft Sculpture Dolls
- 3146 Yarn/Rag Dolls
- 3147 Other Homemade Dolls
- 3148 Stuffed Animals
- 3149 Professional
(Knitted and/or Crocheted Dolls and Animals should be entered in the Clothing and Textiles Division.)

OTHER HOBBIES CLASS

- 3150 Coin Collections
- 3151 Stamp Collections
- 3152 Other Collections or Hobbies

JEWELRY CLASS

- 3153 Beads
- 3154 Ceramic or China
- 3155 Metal
- 3156 Plastic
- 3157 String
- 3158 Miscellaneous
- 3159 Professional

SCULPTURE CLASS

- 3160 Carving
- 3161 Clay
- 3162 Metal
- 3163 Paper Mache
- 3164 Whittling
- 3165 Miscellaneous
- 3166 Professional

SKETCHING, DRAWING, PAINTING CLASS

- 3167 Acrylics
- 3168 Charcoal
- 3169 Colored Pencil
- 3170 Computerized Art (Original)
- 3171 Crayon
- 3172 Finger Painting
- 3173 Lead Pencil
- 3174 Markers
- 3175 Mixed Media
- 3176 Oil
- 3177 Pastel Chalk
- 3178 Pen and Ink
- 3179 Tempera
- 3180 Tole Painting

- 3181 Water Color
- 3182 Miscellaneous
- 3183 Professional

STITCHERY CLASS

- 3184 Crewel
- 3185 Cross Stitch
- 3186 Embroidery
- 3187 Needle Punch
- 3188 Needlepoint
- 3189 Plastic Canvas
- 3190 Weaving
- 3191 Miscellaneous
- 3192 Professional

MISCELLANEOUS CLASS

- 3193 Decorated Eggs

SOUTHWEST KANSAS JURIED ART EXHIBIT

1. Participants must be a resident of Kansas and 18+ years of age.
2. Entry fee is \$20 for up to 4 submissions. Entry fees are non-refundable and do not guarantee entry into the exhibit. Checks should be made payable to Garden City Arts.
3. Only works in acrylic, oil, water color, pastel, drawing, original printmaking, mixed-media, photography, fiber, sculpture and ceramics are eligible for this competition.
4. Submissions may be up to 4 feet in one direction; nothing larger will be accepted.
5. 2D submissions must have secure hanging devices and either framed or matted (except for canvas with wrapped sides). Sculptures must be independently stable.
6. Each work submitted must be original and clearly labeled on the back with the tags provided.
7. Garden City Arts will retain a 25% commission on all sales of work accepted into the exhibit.
8. The juror will select up to 50 pieces to be displayed at Garden City Arts during the month of August and will distribute prizes amongst the pieces selected for the show.
9. Exhibitors will be paid for 1st, 2nd and 3rd place only and premiums will be paid by the Finney County Fairboard.
10. Champion ribbons will be awarded in each class and premiums will be paid by Garden City Arts.

- 3194 Southwest Kansas Juried Art Show

4-H WILDLIFE & SPORTFISHING

1. Read General Rules.
2. Types of exhibits in this division are open to educational or creative displays, educational posters or notebooks. If the exhibit is a display, maximum size is not to exceed a standard commercial 3' x 4' tri-fold display board. If the exhibit is a poster, it must not be larger than 22" x 28". Name and county/district must be clearly marked on educational exhibits.
3. Exhibitors (individual or group) should avoid using copyrighted materials whenever possible by originating his/her own work. Copyrighted and/or trade- marked materials utilized in banners, displays, demonstrations, posters or other activities for endorsement or promotion instead of educational purposes will be disqualified and will not be displayed or receive ribbons or premiums.

4. Exhibitors must comply with State and Federal laws. It is illegal to possess threatened or endangered wildlife, or the feathers, nests or eggs of non-game birds. Game birds and game animals taken legally during an open season may be used. The use of live wild animals in educational exhibits is prohibited.
5. Champion and Reserve Champion ribbons will be awarded if the exhibits are deserving.
6. Overall Grand Champion and Reserve Grand Champion rosettes will be awarded if the judge considers the exhibits worthy.

CLASS

- 1095 Notebook
Contents pertain to some phase, results, story or information about the wildlife project.
- 1096 Educational Poster
Must be related to something learned in the wildlife project.
- 1097 Educational Display
Must pertain to some phase, activity, or information learned in the wildlife or sportsfishing project.

4-H WOODWORKING

1. Read General Rules.
2. Exhibitors may enter only one article in each class.
3. Consideration will be given to workmanship: accuracy to the plan, choice of wood, suitability and quality of finish and usefulness.
4. The plan from which it was constructed must be with the article exhibited. The plan may be a photocopy, the actual pattern, or a scale drawing. It must be complete and accurate to the extent that a duplicate article could be built using the plan as a guide. A set of step by step instructions is not a plan. Open class entries should designate on the entry if the article is original or kit construction.
5. Any project with missing or insufficient plans will be lowered one ribbon placing (i.e. a blue ribbon project will receive a red ribbon, etc.)
6. Repaired and Refinished furniture must include a brief explanation of work completed attached to exhibit.
7. Other Woodwork Article includes articles not listed in other classes.
Example: birdhouses, bird feeders, household equipment such as knife racks, bread boards, door stops, etc. **Projects made from precut kits are not allowed.**
8. State Fair exhibitors must be 9 years old by Jan. 1 of the current year.
9. Champion and Reserve Champion ribbons will be awarded in the Junior, Intermediate and Senior divisions if the exhibits are deserving.
10. Overall Grand Champion and Reserve Grand Champion rosettes will be awarded if the judge considers the exhibits worthy.
11. State Fair entries cannot be articles made from a kit.

CLASS

- 1175 Article for farm or shop, Junior
- 1176 Article for farm or shop, Intermediate
- 1177 Article for farm or shop, Senior
- 1178 Lawn Furniture, Junior
- 1179 Lawn Furniture, Intermediate
- 1180 Lawn Furniture, Senior
- 1181 Household Furniture, Junior

- 1182 Household Furniture, Intermediate
- 1183 Household Furniture, Senior
- 1184 Other Article, Junior
- 1185 Other Article, Intermediate
- 1186 Other Article, Senior
- 1187 Repaired and Refinished Furniture, Junior
- 1188 Repaired and Refinished Furniture, Intermediate
- 1189 Repaired and Refinished Furniture, Senior
- 1190 Article made from a kit, Junior
- 1191 Article made from a kit, Intermediate
- 1192 Article made from a kit, Senior

OPEN CLASS WOODWORKING

1. Read General Rules.
2. Exhibitors may enter only one article in each class.
3. Consideration will be given to workmanship: accuracy to the plan, choice of wood, suitability and quality of finish and usefulness.
4. The plan from which it was constructed must be with the article exhibited. The plan may be a photocopy, the actual pattern, or a scale drawing. It must be complete and accurate to the extent that a duplicate article could be built using the plan as a guide. A set of step by step instructions is not a plan. Open class entries should designate on the entry if the article is original or kit construction.
5. Any project with missing or insufficient plans will be lowered one ribbon placing.
6. Repaired and Refinished furniture must include a brief explanation of work completed attached to exhibit.
7. Youth and adult entries will be judged separately.
8. Exhibitors will be paid for 1st, 2nd and 3rd place only. This applies to each class within the division. Champion and Reserve Champion ribbons will be given in each class if the exhibits are deserving.
9. Overall Grand Champion and Reserve Grand Champion rosettes will be awarded if the judge considers the exhibits worthy.

CLASS

- 3090 Article for farm or shop use
- 3091 Lawn Furniture
- 3092 Household Furniture
- 3093 Other woodworking articles (Bird houses, Knife racks, etc.)
- 3094 Repaired and refinished furniture (with explanation of the work completed)
- 3095 Restored antique (with explanation of the work and story must be included)
- 3096 Miscellaneous Woodworking
- 3097 Wood Toys
- 3098 Wood Turning

NOTES